

**SECOND ANNUAL REPORT**  
(PERIOD: JANUARY 1, 2018 TO DECEMBER 31, 2018)

**FIFTH SEMI-ANNUAL REPORT**  
(PERIOD: JULY 1, 2018 TO DECEMBER 31, 2018)

**AND**

**ELEVENTH QUARTERLY REPORT**  
(PERIOD: OCTOBER 1, 2018 TO DECEMBER 31, 2018)

**PARTIAL CONSENT DECREE CASE NO. 4:16-CV-00018**  
**CITY OF GREENVILLE, MS**

**SUBMITTED TO:**

U.S. Environmental Protection Agency, Region 4  
Clean Water Enforcement Branch  
61 Forsythe Street, S.W.  
Atlanta, GA 30303-8960



**January 31, 2019**



**W.L.BURLE**

**ENGINEERS, P. A.**

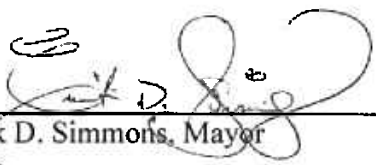
111 S. WALNUT STREET • P.O. BOX 1293 • GREENVILLE, MS 38702-1293

662.332.2619 • FAX 662.332.2622 • [WWW.WLBURLE.COM](http://WWW.WLBURLE.COM)

## **CERTIFICATION**

**Second Annual Report, Fifth Semi-Annual Report and Eleventh Quarterly Report**  
Partial Consent Decree  
City of Greenville, MS

I certify under penalty of law that this document and all attachments were prepared under my direction or supervision in accordance with a system designed to assure that qualified personnel properly gather and evaluate the information submitted. Based on my inquiry of the person or persons who manage the system, or those persons directly responsible for gathering such information, the information submitted is, to the best of my knowledge and belief, true, accurate and complete. I am aware that there are significant penalties for submitting false information, including the possibility of fine and imprisonment for knowing violations.

  
\_\_\_\_\_  
Errick D. Simmons, Mayor

1/31/2019  
\_\_\_\_\_  
Date

File Name: Second Annual Report  
Dennis Sayre, EPA Region IV  
Sara Janovitz, EPA Region IV  
Diane Schober, MDEQ  
Mayor Errick D. Simmons

## TABLE OF CONTENTS

### Certification

SECTION	DESCRIPTION
I	Overview of Partial Consent Decree
II	Actions Taken During Period
III	Sanitary Sewer Overflow (SSO) Trend Analysis
IV	Summary of Actions Planned for 6 <sup>th</sup> Semi-Annual Period
V	SSOs Reported During 11 <sup>th</sup> Quarter
VI	Other General Comments

### FIGURES

- 1 Gantt Chart
- 2 SSOs by Mini-System

### APPENDICES

- A Wastewater Bypass Reports (11<sup>th</sup> Quarter)
- B Information Management System (IMS) Entries (11<sup>th</sup> Quarter)
- C Senate Bill No. 3059
- D City of Greenville Letter Report to DOJ/EPA Dated September 28, 2018
- E Attorney General's Official Opinion Dated October 5, 2018
- F Minutes of Regular City of Greenville Council Meeting for November 6, 2018
- G Summary of CY2018 SSOs

## **SECTION I**

### **OVERVIEW OF PARTIAL CONSENT DECREE**

On April 4, 2016, a Partial Consent Decree, issued by the United States of America on behalf of the United States Environmental Protection Agency (EPA) to the City of Greenville, Mississippi (CITY), became effective. The Partial Consent Decree (PCD) cited the CITY for violations to both their National Pollutant Discharge Elimination System (NPDES) Permit and the Clean Water Act (CWA) over a period of time from 2007 to 2012. The PCD also outlined assessment and corrective actions to be implemented by the CITY over a six (6) year period to bring the CITY's Group 1 & 2 Sanitary Sewer Systems into compliance (See Figure 1 – Gantt Chart).

- End of Section -



## **SECTION II**

### **ACTIONS TAKEN DURING PERIOD**

Prior to and during the Fifth Semi-Annual Period, the CITY performed the following actions:

1. Early Action Project (EAP) – The EAP is a project consisting of sewer improvements which were identified by EPA and agreed upon by the CITY early in the PCD process. These improvements are described in the PCD under Section VII Paragraph 19. The CITY retained W. L. Burle Engineers, P.A. (BURLE) of Greenville, MS, for the project.

A description of the various projects under the EAP and the status of each is listed below:

- a. EAP Contract No. 1 – Trailer Mounted By-Pass Pumps – The CITY bid this phase of work in June/July 2015, ~9 months prior to the effective date (April 4, 2016) of the PCD. The contract was awarded to Hydra Services, Inc. of Pelahatchie, MS. The project cost was \$218,601.00. Hydra Services delivered the by-pass pumps to the CITY and satisfied the terms of the contract on November 17, 2015.
- b. EAP Contract 2 – Quick Disconnect (QD) Piping, Hoses and Fittings – The CITY also bid this phase of work in June/July 2015, ~ 9 months prior to the effective date of the PCD. The contract was awarded to Hydra Services. The project cost was \$66,223.00. Hydra Services delivered the QD piping, hoses and fittings to the CITY and satisfied the terms of the contract by November 17, 2015.
- c. EAP Contract 3 – Pump Station Auxiliary Power Units – The project consisted of the installation of natural gas-fired, auxiliary power units at the CITY's five (5) major pump stations: Hancock, Mary, Daniel, Tennessee Gas and South Theobald. The CITY bid this phase of work in September/October 2015, ~7 months prior to the effective date of the PCD. The contract was awarded to Scott Electric Company of Greenville, MS. The project cost was \$976,637.68. Scott Electric installed the power units and satisfied the terms of the contract by June 28, 2016.

- d. EAP Contract 4A – Wastewater Treatment Plant (WWTP) Ultra Violet (UV) Disinfection System Project – The project consisted of the installation of a new UV disinfection system. The CITY bid this phase of work in May/June 2016. The CITY awarded the contract to Hemphill Construction Company (HEMPHILL) of Florence, MS. The project cost was \$1,693,701.00. The project was completed on April 16, 2017.
- e. EAP Contract 4B – WWTP Process Piping Project – The project consists of the replacement of a 54" pipeline from the WWTP aeration basin to the clarifier distribution box and other miscellaneous piping. The CITY bid this project in April/May 2017. The CITY awarded the contract to HEMPHILL. The construction cost was \$1,199,720.00. The contractual completion date was January 6, 2018.
- f. EAP Contract 5 – Pump Station Improvement Project – The project consists of the installation of seventy-eight (78) Supervisory Control and Data Acquisition (SCADA) systems, ninety-one (91) flow meters, thirty-seven (37) force main by-pass ports and associated appurtenances. The CITY bid the project in April/May 2017. The CITY awarded the contract to Avis Construction Company (AVIS) of Greenville, MS. The construction cost was \$1,783,378.60. The contractual completion date was June 21, 2018.
- g. EAP Contract 6 – WWTP Electrical Sub-Station Improvements – The project consisted of the re-building of the WWTP's electrical sub-station. This project was not a part of the PCD EAP but was added to the CITY's EAP MDEQ/State Revolving Fund (SRF) loan in order to expedite construction. The CITY bid this phase of work in May/June 2016. The CITY awarded the contract to McInnis Electric of Byram, MS. The construction cost was \$752,806.00. The project was completed on May 31, 2017.
- h. EAP Contract 7 – Pump Station Wet-Well Rehabilitation Project – The project consists of the assessment, cleaning and rehabilitation of two (2) of the CITY's major pumping station wet wells, Hancock (PS 5) and South Theobald (PS 17). This project was not a part of the PCD EAP, however, as with EAP Contract 6, it was added to the MDEQ SRF loan to expedite construction. The CITY bid the project in April/May 2017. The CITY awarded the project to HEMPHILL. The construction cost was \$402,710.70. The contractual completion date was January 6, 2018.

With the completion of EAP Contract 5, the overall EAP has been completed. The project was completed approximately 1.5 years ahead of the January 4, 2020, deadline stipulated in the PCD.

2. Sanitary Sewer Evaluation Study (SSES) Projects – The SSES projects consist of sanitary sewer assessment activities. They consist primarily of gravity sewer video, smoke testing and manhole inspection services but also include force main assessment and pump station inspection activities. These activities are described in the PCD under Section VII Paragraph 20.

Given the PCD's ambitious schedule, the CITY elected to implement SSES work in advance of EPA's formal approval of the SSER Work Plan. The CITY retained BURLE as the engineer for the projects. Descriptions of the various SSES projects and the status of each are listed below:

- a. SSES 1 – SSES 1 was a SSES for three (3) Group 1 residential sub-divisions: West Terrace Gardens, McIntyre and Nelson. The CITY bid this project in January/February 2015, ~1.2 years prior to the effective date of the PCD. The CITY awarded the contract to SunCoast Infrastructure (SUNCOAST) of Florence, MS. The project consisted of video/smoke testing of 16,076 l.f. of gravity sewer and the inspection 62 manholes. The work was completed in August 2015 at a cost of \$72,760.50.
- b. SSES 2 – SSES 2 was a SSES project for three (3), Group 1 residential/industrial areas: Belmont, Broadway Place and North Broadway Industrial District (NBID). The project consisted of the video/smoke testing of 26,860 l.f. of gravity sewer and the inspection of 105 manholes. The CITY bid the project in January 2016, ~2 months prior to the effective date of the PCD. The CITY awarded the project to Gulf Coast Underground (GCU) of Mobile, AL. The work was substantially completed in June 2017. In August 2017, a change order (Change Order No. 1) was executed under this contract to clean the pump station wet wells at Broadway/Sampson (PS 2), Townsend/Sampson (PS 3) and Wildwood Road (PS 41) and extended the completion date to December 15, 2017. The work was completed prior to the completion date. The project cost was \$114,845.90.
- c. SSES 3 – SSES 3 was a SSES project for the remaining Group 1 Mini-System gravity sewers. The project consisted of the video/smoke testing of 400,650 l.f. of gravity sewer and the inspection of 1,339 manholes. The CITY bid the project in April/May 2016. The CITY awarded the project to GCU. The

project's completion date was May 14, 2018; the CITY is still awaiting all final deliverables. The project cost was \$1,741,450.25.

- d. SSES 4 – SSES 4 was a SSES project for all of the Group 2 Mini-System gravity sewers. The project consisted of the video/smoke testing of 290,640 l.f. of gravity sewer and the inspection of 935 manholes. The CITY bid the project in August/September 2016. The CITY awarded the project to SUNCOAST. The project's completion date was May 29, 2018; the CITY is still awaiting all final deliverables. The project cost was \$1,618,184.00.
- e. SSES 5 – The CITY initiated an early SSES 5 contract for the Hancock Pump Station (MS2/PS5) force main. The CITY hired Pure Technologies, Ltd. (PURE) of Atlanta, GA, to assess the 2.45 mile long force main using a SmartBall™ device. The assessment was performed in December 2016 and the inspection report was submitted to the CITY on February 8, 2017. In summary, the assessment found that the force main was not leaking; however, it found a total of 28 gas pockets along the run.

The remaining SSES 5 project, which consists of Group 1 pump station/force main assessment activities, was scheduled after the force main by-pass ports were installed under EAP Contract 5. The bid date was December 20, 2017. The low bidder was GCU. The CITY executed a contract with GCU and set a contractual completion date of October 13, 2018. The original project cost was \$387,080.

During the June 19, 2018, council meeting, BURLE met with the CITY and discussed the poor condition of the Group 3 Pump Station 39 and the associated gravity sewers located in the north half of Group 3 Mini-System 9B; BURLE recommended that both PS 39 and the north half of MS 9B be reclassified as Group 1. The CITY voted to not only reclassify the subject sewer as Group 1 but also to add the associated SSES activities to the SSES 5 contract. The CITY executed Change Order No. 1 with GCU to address this additional assessment work; the cost was \$69,776.50. This brought the total cost for SSES 5 to \$456,856.50. Additional time (30 days) was added to GCU's contract, bringing the anticipated completion date to November 13, 2018.

SSES 5 and Change Order No. 1 were completed on October 5, 2018. With the completion of the project, the CITY had completed all of the SSES activities for the amended Group 1 sewer system.

- f. SSES 6 – The SSES 6 project, which consists of Group 2 pump station/force main assessment activities, is tentatively scheduled for bidding during the first quarter of 2019. The work will be performed as described in the SSER Work Plan.
- g. SSES 7 – The SSES 7 project, which consists of Group 3 sanitary sewer assessment activities, began during the 3<sup>rd</sup> Quarter of 2018. The work will be performed as described in the SSER Work Plan.

In summary, with the award of the SSES 1, 2, 3, 4 and 5 contracts, the CITY has now retained companies to assess all of the Group 1 & 2 gravity sewer systems and the Group 1 pump stations/force mains stipulated in the PCD. As noted earlier, a contract must now be awarded for the assessment of the Group 2 pump stations/force mains which will be managed under SSES 6. SSES 7 will evaluate the Group 3 mini-systems such that an opinion of the systems' conditions can be furnished to EPA by the December 31, 2019, delivery date.

- 3. Mini-System Evaluation Reports/Rehabilitation Plans (GROUP REHAB) – The GROUP 1 and 2 REHAB Projects are discussed under PCD Section VII Paragraph 21 and consist of Group 1 Mini-System Rehabilitation Projects which were identified during SSES 1/SSES 2/SSES 3/SSES 5 and Group 2 Mini-System rehabilitation projects which were identified during SSES 4/SSES 6.

The PCD deadline for the Group 1 REHAB Report was December 31, 2018. With the addition of the Group 3 pump station (PS 39) and the associated Group 3 gravity system (MS9b) to the Group 1 SSES 5 project (See Section II 2(e) of this 2<sup>nd</sup> Annual Report (REPORT)), the CITY required additional time to accommodate the additional assessment/evaluation work. Given this situation, the CITY, in the Fourth Semi-Annual Report, requested an additional six (6) months to prepare the Group 1 REHAB Report. This moved the deadline to June 30, 2019. The Gantt Chart has been amended to reflect this request. In August 2018, the CITY met with EPA and DOJ to discuss the request (See Section VI.1 of REPORT). EPA is currently evaluating the request.

The CITY has already identified six (6) construction projects ahead of the completion of SSES projects. These projects include work located in all three groups (1/2/3). These projects are listed below:

- a. Hancock Pump Station Force Main Project – The Hancock Pump Station force main serves three (3) pump stations: Hancock (PS 5), Union (PS 55),

and Phelps (PS 16). The force main was not originally designed to serve these three stations. The Union and Phelps pump stations were originally built with dedicated force mains, as was the Hancock station. Several decades ago, during emergency force main repair work, the force mains were connected to the Hancock force main; repairs to the damaged force mains were never made and the stations have remained on the Hancock force main since.

The problem with this manifolded system is the Union station operates under a higher pressure than the primary, Hancock station. During rain events, when inflow becomes an issue and the pump run-times increase, the Union pump station controls the force main and forces the Hancock pump station to operate at a higher pressure and lower flow rate, thus reducing the pumping capacity of one of the CITY's five major pump stations.

The CITY is planning to install a new force main for the Hancock, Union and Phelps stations. The proposed project will consist of the construction of a new 2.45 mile long, 18" force main. Due to conflicting underground utilities and above ground improvements, static pipe bursting will be used to burst and install the 18" force main within the existing 16" force main. Air relief valves will be installed at critical high points along the run. The estimated cost of the project is \$4,900,000.00.

This project is scheduled to be bid during the first half of 2019.

- b. WWTP Improvement Project – A WWTP Improvement Project is being developed. The project's scope, cost and schedule were itemized in an engineering report (Facility Plan No. 2) and delivered to the CITY on April 13, 2018. The following is a breakdown of the proposed improvements:

- 1) WWTP Grit Chamber Rehabilitation Project – The existing WWTP grit chamber is not removing the grit and sand as originally designed. The project will involve rebuilding the grit chamber which is original to the WWTP. It also includes removing the sand/grit which has collected in the aeration basin, clarifiers and UV chamber. The tentative estimated construction cost is \$4,000,000.

This project is scheduled to be bid during the first half of 2019.

- 2) Aeration Basin Valve Replacement Project – All inoperable valves located along the north side of the aeration basin should be replaced with

new pinch valves. This project has been placed on hold due to the CITY's debt ceiling issue (see Section VI.1 of REPORT).

- 3) Influent Pump Station Project – The existing influent pump station should be re-built. The work will involve:

- Installing an emergency standby, motor-driven pump;
- Replacing an inoperable shaft-driven pump with a dry pit, submersible unit; and
- Installing a Variable Frequency Drive (VFD) control panel for the new, dry pit submersible pump.

This project has also been placed on hold due to the debt ceiling issue (Section VI.1 of REPORT).

- 4) Effluent Pump Station Project – The existing effluent pump station should also be re-built. The work would involve:

- Replacing two (2) of the existing pumps;
- Installing three (3) Variable Frequency Drive controls for the effluent pumps; and
- Installing an emergency, standby, motor-driven pump.

This project has also been placed on hold due to the debt ceiling issue.

- 5) Return Activated Sludge (RAS) Pump Project – One of the three RAS pumps is inoperable and needs to be replaced. This project has also been placed on hold due to the debt ceiling issue.

- 6) Sludge Removal & Disposal – The sludge in Sludge Lagoon No. 2 needs to be removed and transported to either a Sub-Title D landfill or land application site for final disposal. This project has also been placed on hold due to the debt ceiling issue.

- c. Pump Station Rehabilitation Project – The existing dry pit piping systems are in need of replacement and/or reconfiguration in three (3) pump stations: Daniel Street (PS 40), Carrie Stern (PS 10) and South Percy Street (PS 7). The scope, schedule and cost for this project were outlined in Facility Plan No. 2. This project has been placed on hold due to the debt ceiling issue.



- d. Pump Station Reconstruction Project – Eight (8) existing pump stations will be completely reconstructed. They are: Essex/Oxford Street (PS 46), May Street (PS 66), Mary Street (PS 34), Vessel of Mercy (PS 67), Nottingham Apartments (PS 57), Naples Street (PS 58), Union Street (PS 55) and Gamwyn Sub-division (PS 39). The scope, schedule and cost are outlined in Facility Plan No. 2. (*Note: The Facility Plan No. 2 was amended July 3, 2018, to add the Gamwyn Sub-division pump station (PS 39) to the pump station list.*) This project has also been placed on hold due to the debt ceiling issue.
  - e. Force Main Reconstruction Project – One (1) pump station, Wildwood Street (PS 41), has a force main and associated gravity sewers (MH 53-103 to MH 53-113) which need to be reconfigured and/or re-built to meet their design capacity. As with the other projects mentioned earlier, the scope, schedule and costs were outlined in Facility Plan No. 2. This project has also been placed on hold due to the debt ceiling issue.
  - f. South Main Pipe Bursting Project - The project will involve removing the bottleneck that exists in the gravity sewer between MH 53-108 and MH 53-103. A pipe bursting method will be used. The engineer's preliminary cost estimate is \$447,843. The scope, schedule and cost for this project were outlined in Facility Plan No. 2. This project has been placed on hold due to the debt ceiling issue.
4. On-Going Operation and Maintenance (O&M) Projects – The following projects are on-going sanitary sewer O&M projects which address deficiencies with the sanitary sewer system but fall outside the PCD schedule:
- a. Emergency Manhole Repair Project – During the 2016 spring flooding events, the CITY retained BURLE to inventory damaged manholes. Most of the damaged manholes were in low-lying areas near open ditches or agricultural fields and were, therefore, susceptible to inflow. The damage consisted of broken manhole lid seals, misaligned lids/sections and/or inaccessibility (manholes covered with asphalt pavement).

As noted in the First Semi-Annual Report, the CITY awarded an initial emergency manhole repair contract to AVIS in March 2016. In June 2016, the CITY awarded a six month construction contract to Mixon Construction Company (MIXON) of Greenville, MS, to repair the balance of the damaged manholes. Since then, the construction contracts were bid every six months and, to date, have all been awarded to MIXON.



Through the end of this reporting period, a total of 822 manholes have either been repaired or are scheduled for repairs. These manholes are located throughout the CITY (Group 1 (417 manholes), Group 2 (231 manholes) and Group 3 (174 manholes)).

- b. Broadway Street Emergency Manhole Repair Project – During the 2018 spring flood event, two (2) manholes located in the Broadway Street/Alexander Street intersection failed and settled approximately two (2) feet. The CITY declared the failure an emergency and began seeking a MDEQ Emergency SRF Loan to pay for the repair. BURLE prepared construction plans and specifications for the repair and submitted them to both the Mississippi Department of Transportation (MDOT) and MDEQ for review. Upon receiving MDOT and MDEQ approvals, the CITY bid the project and, on June 22, 2018, received a low bid of \$850,700.00 from Don M. Barron Contractor, Inc. (BARRON) of Farmerville, LA. The CITY awarded the project to BARRON and on July 19, 2018, executed the contract. The project was completed on November 19, 2018.
- c. Caldwell Street Emergency Manhole Repair Project – Also during the 2018 flood event, one (1) manhole located in Caldwell Street settled approximately one (1) foot. The CITY declared the failure an emergency and began seeking a second MDEQ Emergency SRF Loan to pay for the repair. Two (2) other sewer failures, a liner failure within the gravity sewer along Union Street and a point repair along Sissons Street, were also identified, declared emergencies and added to the Caldwell project. BURLE prepared construction plans and specifications for all three repairs. After receiving MDEQ approval, the CITY bid the project and, on August 30, 2018, received a low bid of \$276,877 from Mitchell Contracting, Inc. (MITCHELL) of Madisonville, LA. The CITY awarded the project to MITCHELL and executed a contract with MITCHELL on September 24, 2018. The anticipated completion date is February 4, 2019. The work is ongoing.
- d. Emergency Pump Station Rehabilitation Projects – Upon execution of Clearwater Solutions, LLC (CLEARWATER) public works contract with the CITY, CLEARWATER inspected the CITY's pump stations and identified pump deficiencies needing immediate attention. These pump stations are listed below:
  - 1) South Theobald Street (PS 17)
  - 2) East Alexander Street (PS 23)

- 3) Carrie Stern School (PS 10)
- 4) Percy Street (PS 7)
- 5) South Beauchamp Avenue (PS 27)
- 6) Mary Street (PS 34)
- 7) Daniel Street (PS 40)
- 8) Annie Stokes Road (PS 49)
- 9) VFW Road (PS 67)
- 10) Nottingham Apartments (PS 57)
- 11) Grenada Farms (PS 8)

During the February 21, 2017, council meeting, CLEARWATER brought the situation to the attention of the CITY. The CITY declared the situation an emergency and authorized the procurement of emergency funds (up to \$700,000.00) to finance the work.

Funds have been obtained and the work is on-going. The anticipated completion date should occur during the 1<sup>st</sup> Quarter of 2019.

- e. WWTP Secondary Clarifier Repair Project – On August 19, 2016, one of the WWTP's secondary clarifiers (Clarifier No. 3) experienced a mechanical failure. An inspection of the clarifier revealed that a torque limiter switch failed to initialize after the algae sweep arm hung on the V-notched weir. This allowed the rake arm to continue its sweep, causing the arm to bend/deform to the point that the motor overload switch engaged and shut down the motor.

The CITY retained Industrial Services, Inc. (ISI) of Greenville, MS to make the repair. The CITY filed an insurance claim, purchased the replacement parts (~\$168,600.00) and provided them to ISI for installation. The system was repaired and back in operation in May 2017.

During the repair, the three remaining clarifiers met demand and remained operational.

- f. Surge Arrestor Project – Due to electrical fluctuations on our local grid, surge arrestors are needed to serve the five (5) emergency generators which were installed under EAP Contract No. 3. This project has been placed on hold due to the debt ceiling issue (Section VI.1 of REPORT).

- g. Private Utilities Point Repair Project - The CITY has identified numerous point repairs during the SSEs 1/2/3/4/5. Many of these were caused by private utility companies (Atmos, Entergy, Inline, etc.) horizontally drilling through the sanitary sewer system as they were installing their underground utilities. As these breaches are discovered, the CITY contacts MS One Call and requests a utility locate; this allows the CITY to identify the utility responsible for the damage. The CITY then meets with the responsible private utility company, presents the video which shows the damage and works with the utility to both repair the sewer and reinstall the utility above or below the CITY's sewer system.

As of December 31, 2018, the CITY has identified thirty-six (36) damaged sewer point repairs and the utility companies have repaired fifteen (15) of them.

- h. Private Lateral Repair Project – SSEs 1/2/3/4/5 have also identified damaged sewer laterals. When damaged laterals are encountered on CITY/STATE owned properties, the CITY authorizes MIXON, under a six (6) month contract, to make the repairs. If the lateral serves a vacant lot, MIXON plugs the lateral within the right-of-way/easement. If the lateral serves a building which is still habitable, the lateral is simply repaired.

As of December 31, 2018, a total of fourteen (14) sewer laterals have been repaired/plugged in this manner.

- i. Community Development Block Grant (CDBG) Sanitary Sewer Improvements Project – The CITY applied for and received a CDBG grant (50% grant/50% match) for sewer improvements south of Phelps Street in mini-systems MS4A and MS8. The improvements consisted of CIPP work, point repairs and rehabilitation work for the Percy (PS7) and South Theobald (PS17) pump stations. The CITY retained Hooker Engineering (HOOKER) of Greenville, MS, as the project engineer. The CITY bid the project and awarded it to AVIS. The project cost is \$1,029,724. The CITY is in the process of executing the contract.
5. Capacity, Management, Operations and Maintenance (CMOM) Program – The CMOM Program consists of various programs related to the O&M of the sanitary sewer system. These programs, which are currently in various stages of development, are described below:

- a. Sewer Overflow Response Plan (SORP) and Emergency Response Plan (ERP) – The SORP and ERP are described in PCD under Section VII Paragraph 23a and 23a (5), respectively. The CITY retained BURLE to prepare both documents. The documents received an informal review by EPA prior to the stipulated thirty (30) day public comment period (PCD Section VI Paragraph 9). Two (2) public hearings were held; there were no comments. The documents were then formally submitted to EPA on February 10, 2017. EPA approved both documents in correspondence dated August 22, 2017.
- b. Fats, Oils and Grease (FOG) Control Program – The CITY retained BURLE to prepare a FOG Control Program pursuant to PCD Section VII Paragraph 23.g. The document received an informal review by EPA prior to the stipulated thirty (30) day public comment period (PCD Section VI Paragraph 9). Two (2) public hearings were held; there were no comments. The document was then formally submitted to EPA on June 1, 2017. After reviewing the EPA comment letter dated August 22, 2017, the CITY amended the FOG Control Program and resubmitted it to EPA on December 19, 2017. EPA approved the amended version in correspondence dated January 9, 2018.

During the 3<sup>rd</sup> Quarter of 2018, the CITY voted to manage the FOG Control Program through the Fire Department instead of the Planning Department. EPA was informed of the change. The FOG Control Program was amended to both reflect this change and to add a training section (Revision No. 3). It was submitted to EPA on October 16, 2018, for review/approval.

The CITY's full implementation of the FOG Control Program has been hampered due to the delay in preparing the amended sewer use ordinance (See Section II, Item 5.e of REPORT). The CITY has, however, moved forward with the preliminary phases of the FOG Control Program. They consist of:

- 1) Training – The CITY hired Monitoring & Management Services LLC of Franklin, TN, to conduct FOG Control Program training sessions for CITY personnel. The training sessions were conducted in Greenville on March 28 and 29, 2018.
- 2) Public Education/Notification – The CITY mailed FOG Control Program fliers out with the 2017 Drinking Water Quality Report to all utility customers during the 2<sup>nd</sup> Quarter of 2018.

- c. Pump Station Operations and Preventive Maintenance Program (PSOPMP) – The CITY retained BURLE to prepare a PSOPMP. BURLE compiled an inventory and specification sheet for all of the CITY’s pump stations. Each station was described by location, type, pumping units, controls and size. The draft program was submitted to EPA on December 20, 2017. After reviewing EPA’s comment letter dated April 11, 2018, BURLE amended the PSOPMP and resubmitted the amended version to EPA on June 15, 2018. EPA requested clarification on the processes used by the CITY to manage their critical spare parts/equipment inventories. BURLE again amended the PSOPMP to address these issues and submitted same to EPA on August 31, 2018 for review/approval. EPA approved the document on September 6, 2018.
- d. Information Management System (IMS) Program – The CITY retained CLEARWATER to update and maintain the IMS Program. The work is ongoing. The deadline is March 31, 2019.
- e. Legal Support Program – The CITY is in the process of developing the Legal Support Program. The program includes:
  - 1) An amended sewer ordinance;
  - 2) A Grease Control Legal Support Program;
  - 3) An enforcement response guide; and
  - 4) A Private Lateral Legal Support Program.

Early in the process, the CITY recognized the need for state legislation to authorize and empower them to enforce the CITY’s sewer ordinance to their sewer customers located outside the CITY’s corporate limits. The CITY worked with the MS legislature to draft Senate Bill 3059 (Appendix C) which gave the CITY the needed authority. The bill was passed during the 2018 legislative session and is now enforce.

As stated earlier, the completion of the Legal Support Program has been delayed. The CITY requested a meeting with EPA (see Section VI.1 of REPORT) to discuss the Legal Support Program, as well as the overall financial impact of the PCD on the CITY’s finances. At this juncture, the tentative delivery date for the Legal Support Program is March 31, 2019.

- f. Sewer Mapping Program – The CITY retained CLEARWATER to develop the Sewer Mapping Program. BURLE provided field services, as needed. CLEARWATER submitted the Sewer Mapping Program to EPA on October

1, 2018. After reviewing EPA's comment letter dated October 23, 2018, CLEARWATER amended the Sewer Mapping Program and re-submitted the amended version to EPA on November 11, 2018. EPA is currently reviewing the amended version.

- g. Corrosion Control Program (CCP) – The CITY retained BURLE to prepare a CCP. EPA performed an informal review of the CCP and provided comments. The document was formally submitted to EPA on September 6, 2017. After reviewing EPA's comment letter dated October 31, 2017, BURLE amended the CCP and re-submitted the amended version to EPA on December 28, 2017. EPA approved the amended version in correspondence dated January 23, 2018.
- h. Gravity Sewer System Operations and Maintenance Program (GSSOMP) – The CITY retained BURLE to prepare a GSSOMP. The document was formally submitted to EPA on March 12, 2018. The CITY received EPA's comment letter on June 25, 2018. BURLE prepared Revision No. 1 and submitted it to EPA on September 10, 2018. After reviewing EPA's comments, BURLE prepared Revision No. 2 and submitted same to EPA prior to the January 15, 2019, deadline. EPA is currently reviewing the latest revision.
- i. Financial and Cost Analysis Program (FCAP) – The CITY is in the process of preparing the FCAP. As with the Legal Support Program, the preparation of the FCAP has been delayed. On August 16, 2018, the CITY met with EPA to discuss the FCAP (Section VI.1 of REPORT) and the need to reschedule the delivery date beyond the completion of the Group 1 and Group 2 Rehabilitation Reports so that an accurate scope of repairs and associated costs are available for use in preparing the FCAP. Following the meeting, the CITY submitted a letter report to EPA/DOJ, dated September 28, 2018 (Appendix D), which outlined the CITY's concerns regarding a number of financial/legal issues, as well as the FCAP. The CITY is awaiting EPA's response.

A summary table (Table 2.1) of the status of each PCD task is referenced on the following page. Actual and contractual completion dates are shown as well as projected completion dates for those tasks which have not yet been initiated. The corresponding PCD deadlines are shown for comparison purposes.

- End of Section -

**TABLE 2.1 SUMMARY OF PCD TASKS TO DATE**

PROJECT/TITLE	DESIGN/DEVELOPMENT PHASE	EPA AND/OR MDEQ APPROVAL	BID PHASE	IMPLEMENTATION PHASE	COMPLETION DATE	PARTIAL CONSENT DECREE DEADLINE	PCD COMPLIANT
EAP/Contract 1 – Trailer Mounted By-Pass Pumps Project	X	X	X	X	11/17/15	12/31/19	✓
EAP/Contract 2 – QD Piping, Hoses & Fittings Project	X	X	X	X	11/17/15	12/31/19	✓
EAP/Contract 3 – Pump Station Auxiliary Power Units Project	X	X	X	X	06/28/16	12/31/19	✓
EAP/Contract 4A – WWTP UV Disinfection System Project	X	X	X	X	04/16/17	12/31/19	✓
EAP/Contract 4B – WWTP Process Piping Project	X	X	X	X	01/06/18	12/31/19	✓
EAP/Contract 5 – Pump Station Improvements Project	X	X	X	X	06/20/18	12/31/19	✓
EAP/Contract 6 – WWTP Electrical Substation Project	X	X	X	X	05/31/17	06/30/21	✓
EAP/Contract 7 – Pump Station Wet Well Rehab Project	X	X	X	X	01/07/18	06/30/21	✓
SSER Work Plan	X	X	---	X	01/22/16	12/31/17	✓
SSES 1 – Group 1 (W. Terrace/Nelson/McIntyre)	X	N/A	X	X	08/01/15	09/30/18	✓
SSES 2 – Group 1 (Belmont/Broadway Place/NBID)	X	N/A	X	X	02/15/17	09/30/18	✓
SSES 3 – Group 1 Mini-Systems (Gravity)	X	N/A	X	X	05/14/18	09/30/18	✓
SSES 4 – Group 2 Mini-Systems (Gravity)	X	N/A	X	X	05/29/18	03/31/20	✓
SSES 5 – Hancock Pump Station Force Main	X	N/A	X	X	02/08/17	09/30/18	✓
SSES 5 – Group 1 Mini-System Pump Stations/FM's	X	N/A	X	X	11/13/18	09/30/18	
SSES 6 – Group 2 Mini-System Pump Stations/FM's	X				03/31/20**	03/31/20	
SSES 7 – Group 3 Mini-Systems	X				12/31/19**	12/31/19	
CMOM/SORP	X	X	---	X	02/10/17	03/31/17	✓
CMOM/ERP	X	X	---	X	02/10/17	03/31/17	✓
CMOM/IMS Program	X		---		03/31/19**	03/31/19	
CMOM/Sewer Mapping	X		---		10/1/18	10/1/18	
CMOM/PSOPMP	X		---		12/20/17	12/31/17	✓
CMOM/Corrosion Control	X	X	---	X	09/06/17	09/30/17	✓
CMOM/FOG Control Program	X	X	---		06/01/17	06/30/17	✓
CMOM/GSSOMP	X		---		03/12/18	03/31/18	
Financial & Cost Analysis Program	X		---		12/31/20**	03/31/18	
Legal Support Program	X		---		06/30/19**	08/31/17	
O&M Project/Broadway & Alexander Emergency MH Repair	X	X	X	X	11/19/18	N/A	N/A
O&M Project/Caldwell Emergency MH Repair	X	X	X	X	02/04/19**	N/A	N/A
O&M Project/Emergency MH Repair Project	X	---	X	X	OPEN	N/A	N/A
O&M Project/Emergency Pump Station Rehabilitation Project	X	---	X	X	03/31/19**	N/A	N/A
O&M Project/WWTP Secondary Clarifier Repair Project	X	---	---	X	05/15/17	N/A	N/A
O&M Project/Surge Arrestor Project	X	---			06/30/21**	N/A	N/A
O&M Project/Private Utilities Point Repair Project	X	---	N/A		06/30/21**	N/A	N/A
O&M Project/Private Lateral Repair Project	X	---	X		06/30/21**	N/A	N/A
O&M Project/CDBG Sewer Improvements Project	X	X	X		06/30/19**	N/A	N/A
GROUP 1 REHAB/Virden S/D Improvement Project	X	X	X	X	06/01/16	06/30/21	✓
GROUP 1 REHAB/Hancock Pump Station FM Project	X				06/30/21**	06/30/21	
GROUP 1 REHAB/WWTP Improvement Project	X				06/30/21**	06/30/21	
GROUP 1 & 3 REHAB/Pump Station Rehab Project	X				06/30/21**	06/30/21	
GROUP 1/2/3 REHAB/Pump Station Reconstruction Project	X				06/30/21**	06/30/21	
GROUP 1 REHAB/Force Main Reconstruction Project	X				06/30/21**	06/30/21	

\* Contractual Completion Date

\*\* Projected Completion Date



## SECTION III

### SSO TREND ANALYSIS

Upon tabulating and mapping of all SSOs (Figure 2), the following information and trends were observed for the Second Annual Period (January 1, 2018 to December 31, 2018):

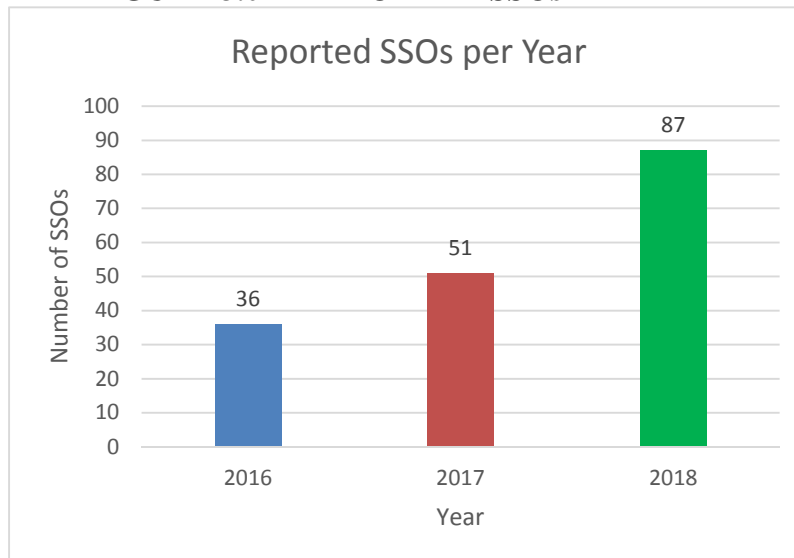
1. General Overview – A breakdown of the Second Annual SSOs, by both primary cause and group, are referenced below:

**TABLE 3.1- SUMMARY OF SECOND ANNUAL SSOs**

Cause of SSO	Group 1	Group 2	Group 3	Totals
Building Backups (BB)	0	0	0	0
Mainline Blockage (MB)	1	3	0	4
Gravity Sewer Failure (SF)	1	4	1	6
Power Failure (PF)	3	0	2	5
Pump Station Failure (PSF)	2	0	2	4
I/I Issue (I/I)	34	1	14	49
Lateral Blockage (LB)	1	1	0	2
Bypass Hose Leak (BPH)	2	1	0	3
Motor Protection Equipment (MPE)	0	1	0	1
Forcemain Repair/Leak (FM)	11	1	1	13
Station Turned Off (STO)	0	0	0	0
<b>Totals</b>	<b>55</b>	<b>12</b>	<b>20</b>	<b>87</b>

The data are referenced graphically below by year:

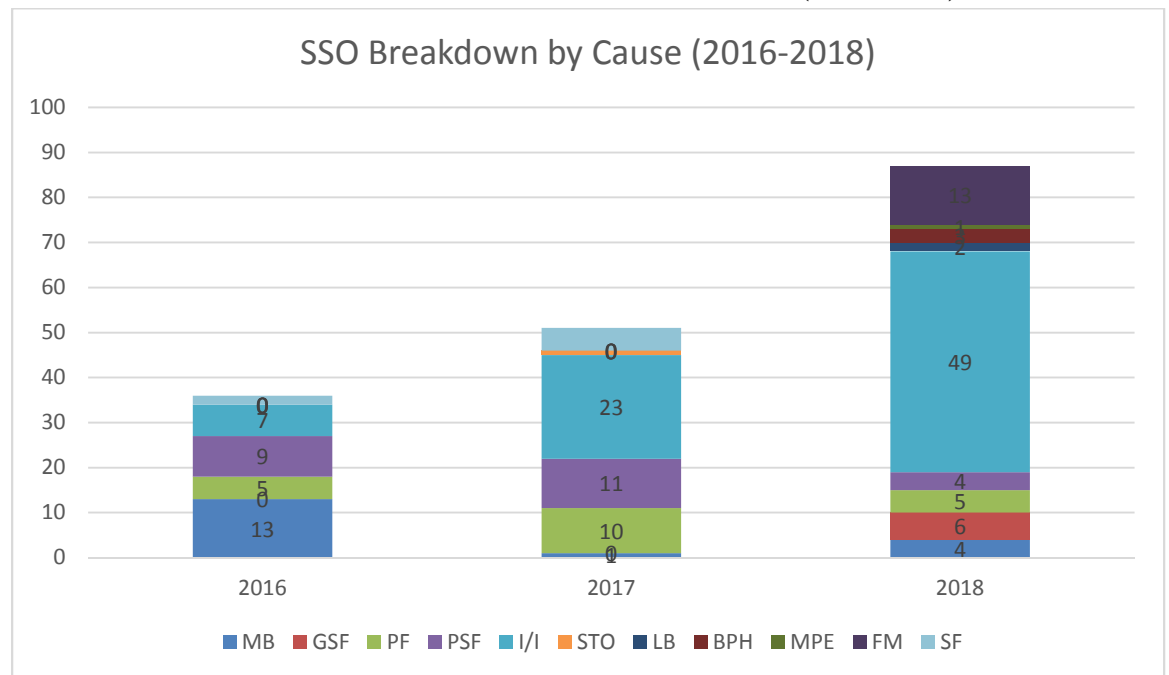
**FIGURE 3.01 - REPORTED SSOs PER YEAR**



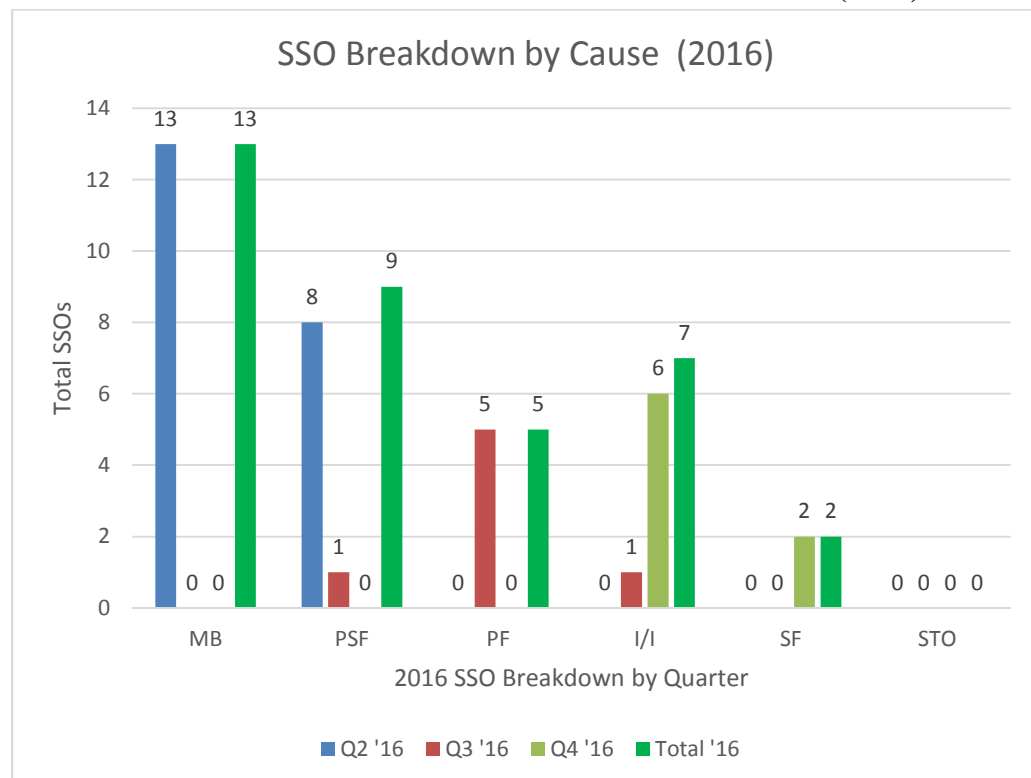


The data are referenced in the following seven (7) graphs by cause and year:

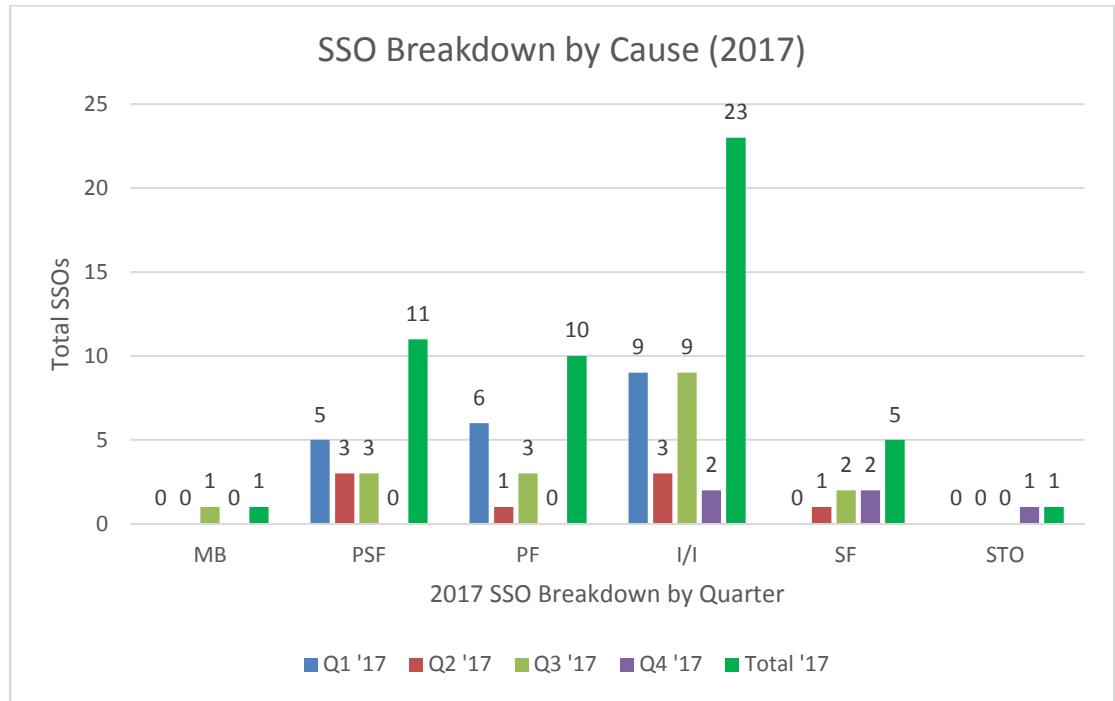
**FIGURE 3.02 - SSO BREAKDOWN BY CAUSE (2016-2018)**



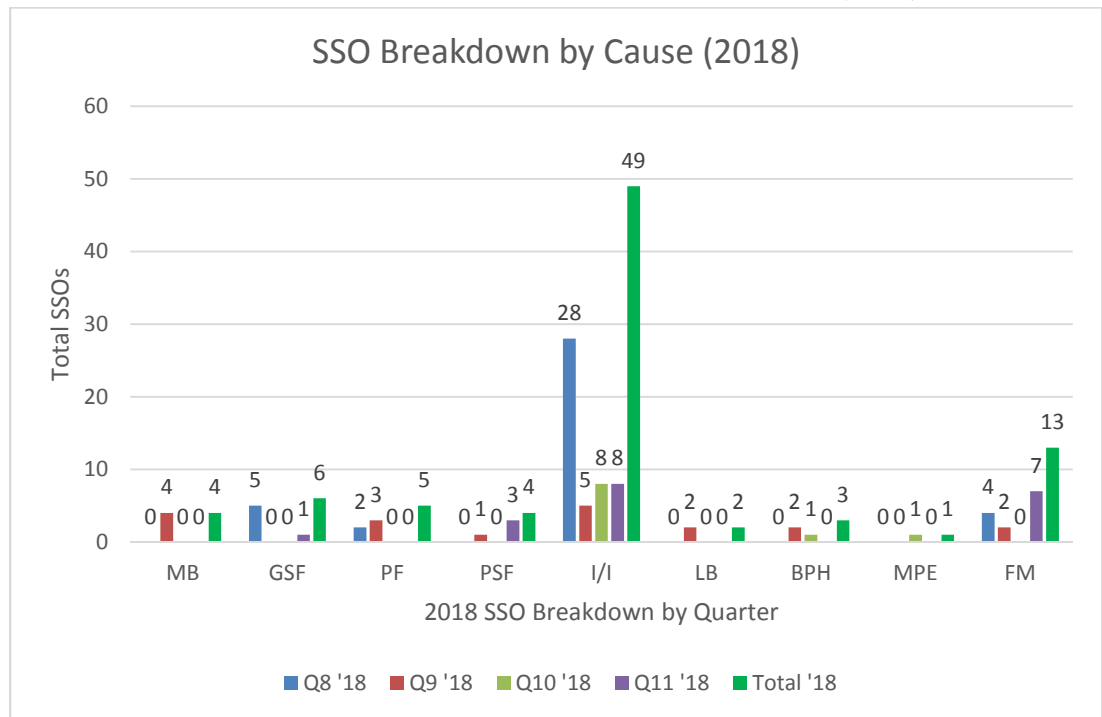
**FIGURE 3.03 - SSO BREAKDOWN BY CAUSE (2016)**



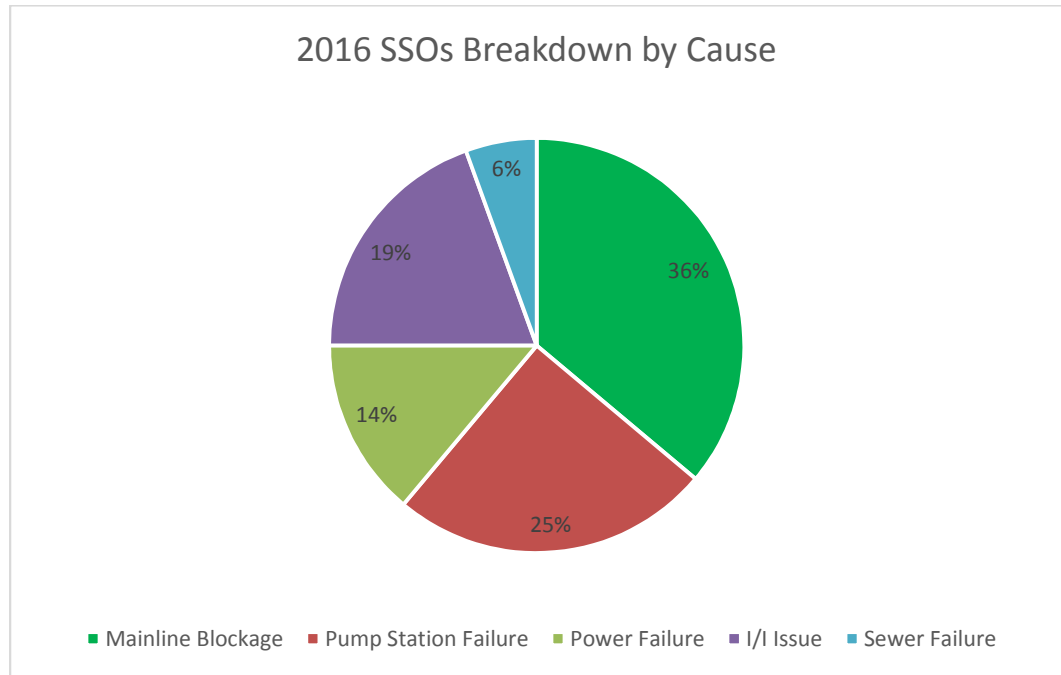
**FIGURE 3.04 - SSO BREAKDOWN BY CAUSE (2017)**



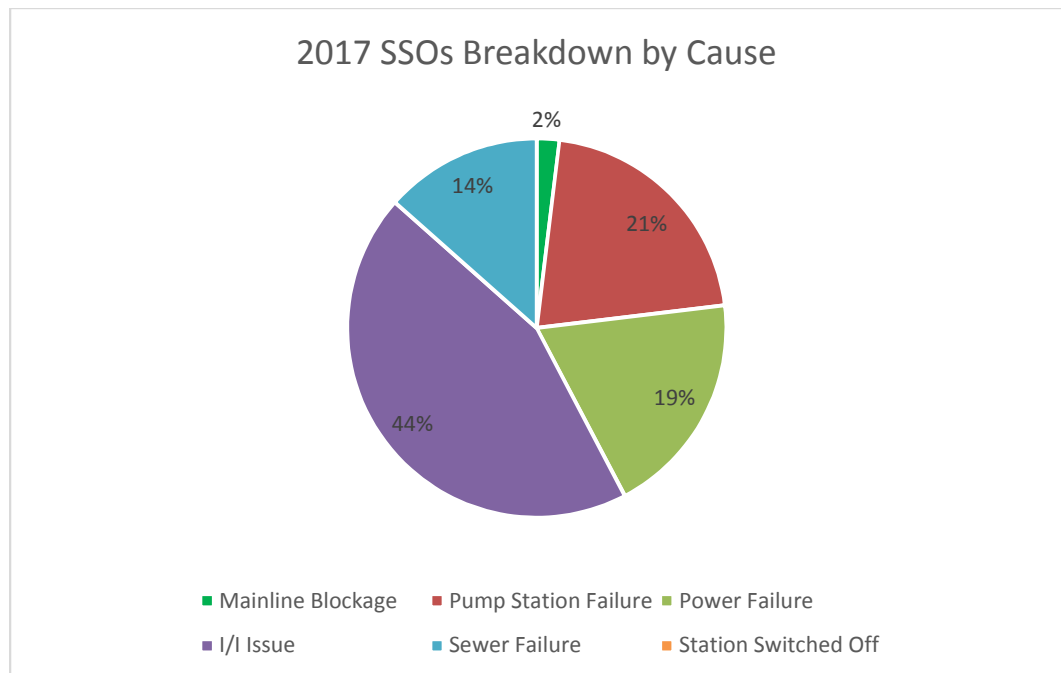
**FIGURE 3.05 – SSO BREAKDOWN BY CAUSE (2018)**



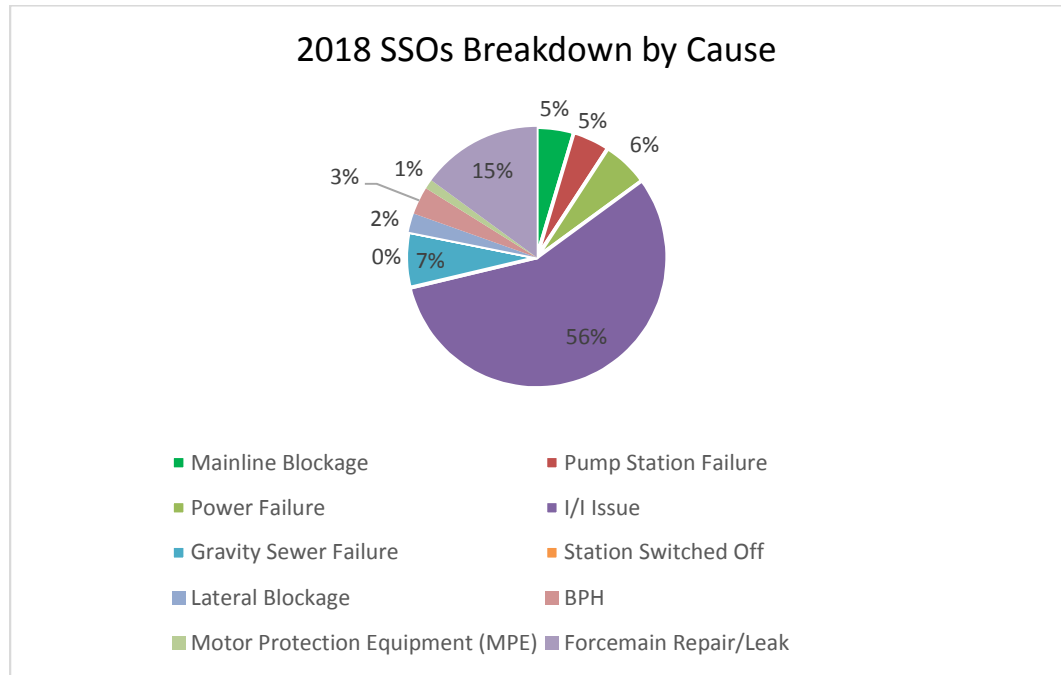
**FIGURE 3.06 2016 SSOs BREAKDOWN BY CAUSE**



**FIGURE 3.07 - 2017 SSOs BREAKDOWN BY CAUSE**

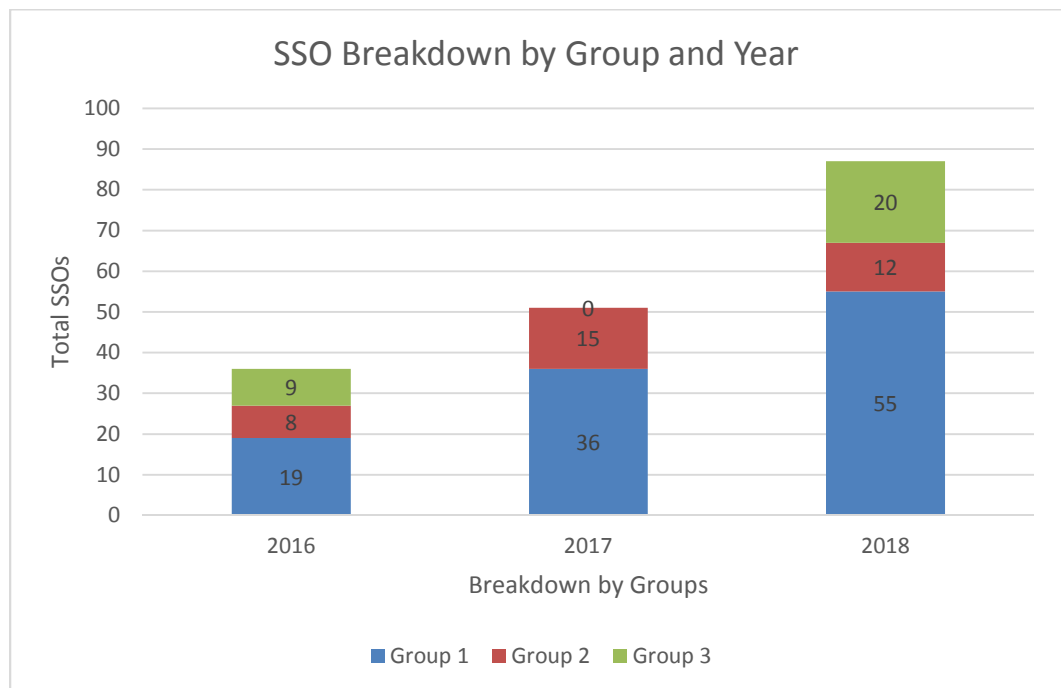


**FIGURE 3.08 – 2018 SSOs BREAKDOWN BY CAUSE**



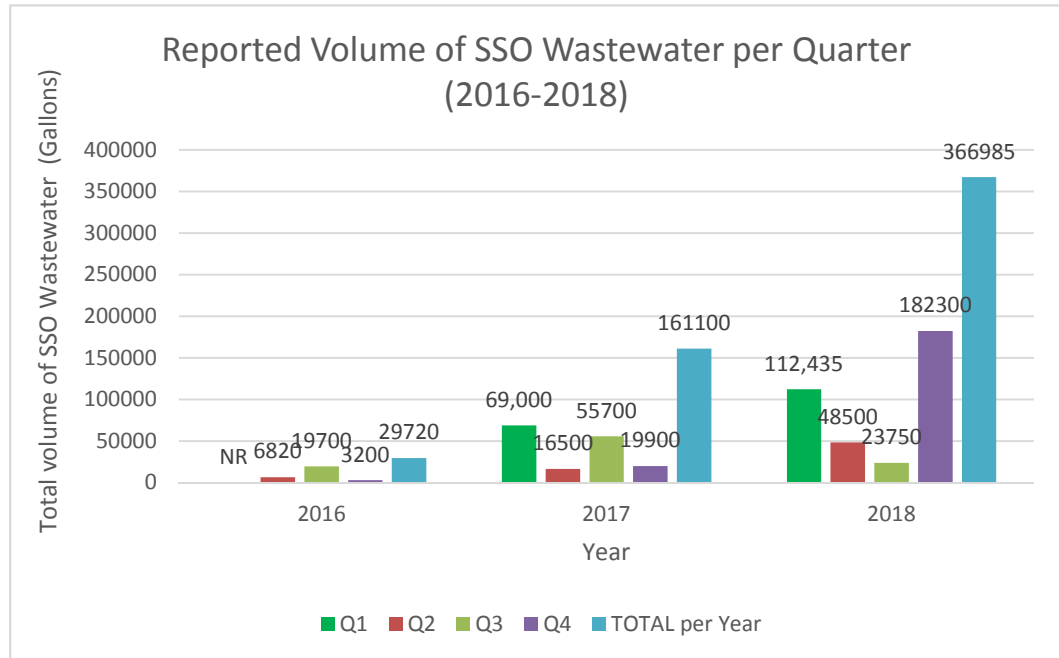
The data are referenced below by group designation and year:

**FIGURE 3.09 - SSO BREAKDOWN BY GROUP AND YEAR**



The data are referenced below by SSO volume, quarter and annual totals:

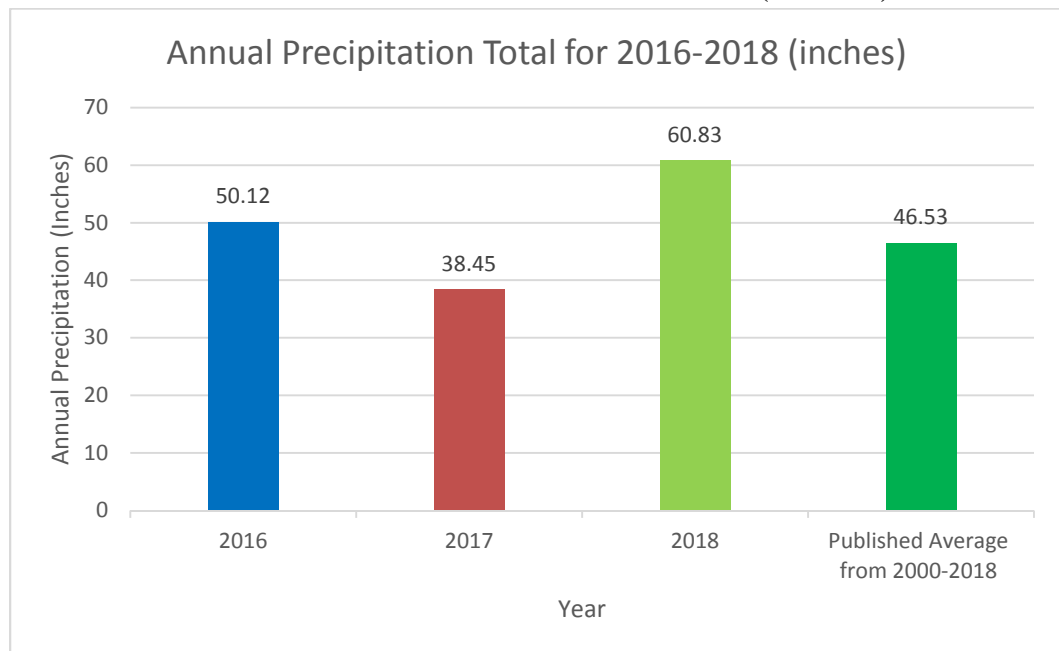
**FIGURE 3.10 - REPORTED VOLUME OF SSO WASTEWATER  
PER QUARTER (2016-2018)**



NR: signifies No Results for the quarter

The annual precipitation totals are referenced below:

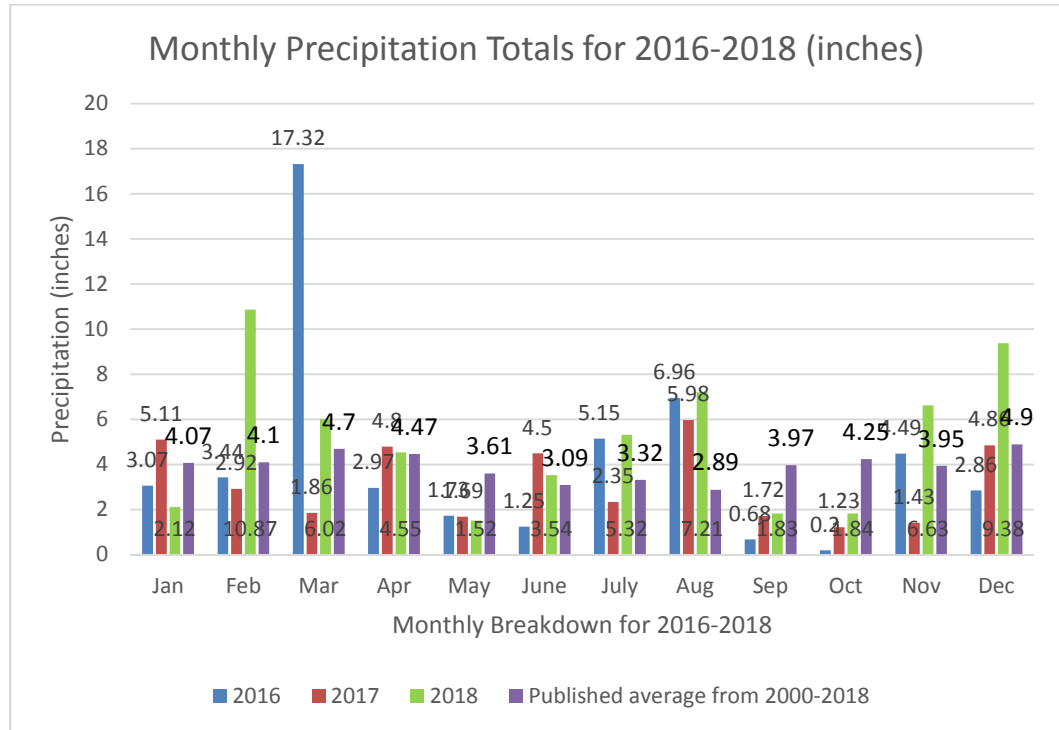
**FIGURE 3.11 - ANNUAL PRECIPITATION (INCHES)**



Data above collected from NOAA

The monthly precipitation data for CY 2016 to 2018 are referenced in the graph below:

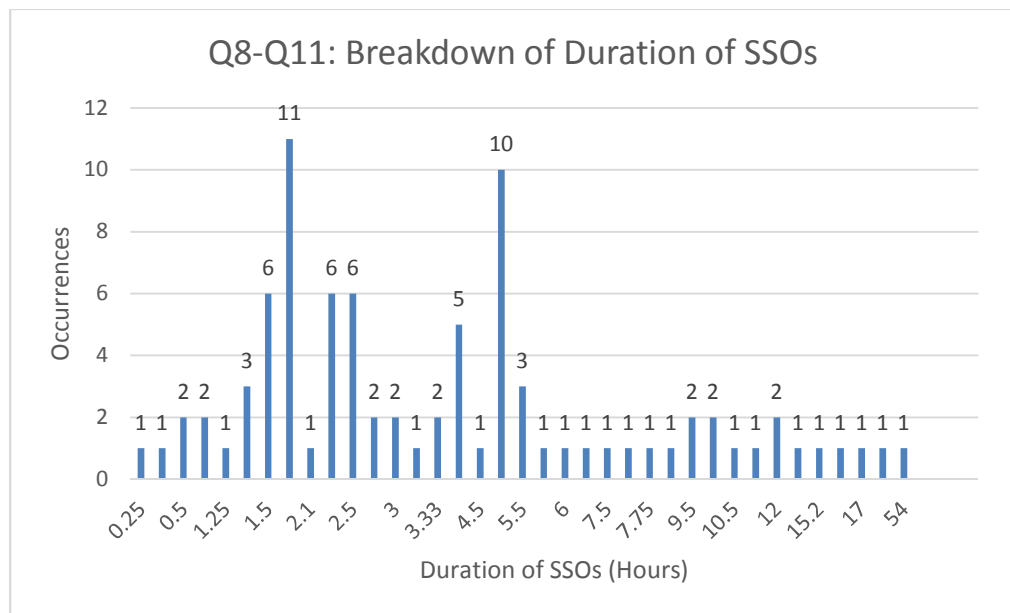
**FIGURE 3.12 - MONTHLY PRECIPITATION TOTALS FOR 2016-2018 (INCHES)**



Data above collected from NOAA

The SSO duration data are referenced below:

**FIGURE 3.13 - BREAKDOWN OF SSOS BY DURATION AND OCCURRENCES**



The following are conclusions drawn from the summary breakdown:

- a. Group Classifications – The 2018 SSO totals, for Groups 1, 2 and 3 are 55, 12 and 20, respectively. These findings reinforce the CY 2016/CY 2017 findings and continue to support the CITY’s classification system of the Group 1 sewer mini-systems as poor
  - b. Major SSO Cause – The 2018 findings indicate that 56.3% of all SSOs for the entire CITY system were caused by excessive I/I.
  - c. Rainfall Data – The average rainfall data for 2018 was 60.83 inches. This was 14.3 inches (30.73%) above the average annual amount of 46.53 inches.
  - d. Duration of SSO Events – The duration of the average 2018 SSO was 5.25 hours; this was almost twice (92.3% above) the duration of the average 2017 SSO event (2.73 hours).
  - e. SSO Volume – The SSO volume trended higher from 2017 (161,100 gallons) to 2018 (366,985 gallons). The average volume per 2018 SSO event was 4,218.2 gallons, which was higher than the average 2017 SSO event (2,193.33 gallons).
2. Re-occurring SSOs – Of the total 2018 SSOs, forty (40) (46% of total SSOs) were reoccurring SSOs at seven (7) different locations. They are referenced below:

**TABLE 3.2 SUMMARY OF REOCCURRING SSOs**

<b>WCTS Component</b>	<b>Location/Address</b>	<b>Number of Re-Occurring SSOs</b>	<b>MS/ PS</b>	<b>Priority Group Number</b>
Cleanout	851 North Theobald	12	MS2/PS5	1
Cleanout	630 Longwood Dr.	9	MS2/PS5	1
Manhole	262 Wildwood Dr.	6	MS27/PS53	1
Manhole/Wet Well	1417 South Theobald	4	MS8/PS17	1
Manhole	209 North Raceway	3	MS29A/PS52	1
Manhole	1398 North Beauchamp Ext.	3	MS31/PS51	1
Manhole	2870 Champion Dr.	3	MS26/PS45	2
<b>Total No. of Recurring SSOs</b>		<b>40</b>		

\*For the purposes of this analysis, a SSO is considered re-occurring if three (3) or more SSOs were released at the same location within a timespan of one (1) year.

These locations are described below:

- a) 851 North Theobald and 630 Longwood Drive – These residences are located near the Hancock Pump Station. Based on the reported SSOs, SSES studies, and history of Hancock Pump Station as highlighted in SECTION II.3.a of this REPORT, it can be concluded that force main repairs and heavy inflow during storm events are the main causes of the reoccurring SSOs at this location. Because the Hancock Pump Station force main is shared with the force mains of Union (PS 55) and Phelps (PS 16) pumping stations, the pumping capacity of Hancock, one of CITY's five major pump stations, has been severely reduced during rain events. Thus, the station is highly susceptible to SSOs during high rain events and force main repairs.

The following corrective actions have been initiated to eliminate these re-occurring SSOs:

- 1) EAP Contract 7 – Pump Station Wet-Well Rehabilitation Project – The project consisted of the assessment, cleaning and rehabilitation of two (2) of the CITY's major pumping station wet wells, Hancock (PS 5) and South Theobald (PS 17). The project was bid in April/May 2017 and completed by January 6, 2018.
  - 2) EAP Contract 3 – Pump Station Auxiliary Power Units – The project consisted of the installation of natural gas-fired, auxiliary power units at the CITY's five (5) major pump stations: Hancock, Mary, Daniel, Tennessee Gas and South Theobald. The contract was bid in September/October 2015 and completed on November 17, 2015.
  - 3) Hancock Pump Station Force Main Project – The 2.5 mile long, 16" diameter force main is scheduled to be replaced with a larger 18" diameter force main. The scope, schedule and costs were outlined in Facility Plan No. 2. It is scheduled to be bid during the 1<sup>st</sup> half of 2019.
- b) 262 Wildwood Drive – This address is near the Wildwood Pump Station. The Wildwood Pump Station (PS 41) is one of the four (4) pump stations in Mini System 27 with Tennessee Gas Pump Station (PS 53) acting as the collection pump station for the entire mini system.

The majority of the reoccurring SSOs at this location are due to the effluent manhole (MH 53-140) for the Wildwood Pump Station being hydraulically overloaded during wet weather events. Currently, this shallow manhole MH 53-140 receives discharges from a total of three (3) force mains. During rain



events, when the force mains are all operating at their peak flowrates and the down gradient Tennessee Gas Pump Station (PS53) is surcharged, the manhole is easily overloaded resulting in a SSO.

Upon further investigation and SSES assessment, it was discovered that the hydraulic capacity of the system is being further reduced due to a bottle neck in the sewer main located between MH 53-108 to MH 53-103. The South Main St. gravity sewer, as it travels to Tennessee Gas Pump Station (PS 53), is reduced from a 15-inch diameter pipe to a 12-inch. This bottleneck causes the up gradient sanitary sewer to surcharge during peak flows when the system is already functioning at its design capacity.

The Wildwood pump station has reached its allowable capacity and will require improvements in order to function at its required capacity. The following corrective measures have either been initiated or are planned to eliminate the reoccurring SSOs in this system:

- 1) Force Main Reconstruction Project (Under SSES 5) – The Wildwood Street (PS 41) force main needs to be reconfigured and/or re-built to meet its design capacity. The scope, schedule and costs were outlined in Facility Plan No. 2. This project has been tentatively placed on hold due to the debt ceiling issue (see Section VI.1).
- 2) South Main Pipe Bursting Project – The project's scope will remove the bottle neck that exists in the gravity sewer between MH 53-108 and MH 53-103 and restore the system to its design hydraulic capacity. As with the other projects mentioned earlier, the scope, schedule and costs were outlined in Facility Plan No. 2. This project has been tentatively placed on hold due to the debt ceiling issue (see Section VI.1).
- 3) SSES 2 – Change Order No. 1 executed under SSES 2 contract authorized the cleaning and CCTV inspection of Wildwood Pump Station Wet well. The work was completed prior to the project's completion date of December 15, 2017.
- 4) SSES 7 – The project consists of evaluating the Group 3 mini-systems' flow rates to determine if further assessment activities (video, smoke testing, manhole inspection, etc.) are needed. Since a number of Group 3 mini-systems discharge to the Tennessee Gas Pump Station (PS53), such work will identify the source of the excessive I/I which is surcharging

the station and causing the Wildwood gravity sewer to also surcharge. As noted in Section II.2.g of REPORT, the work is underway with a completion date of December 31, 2019.

- c) 1417 South Theobald – This address is for the South Theobald Pump Station (PS 17). The causes of the reoccurring SSOs are pump/control issues and excessive I/I.

The following corrective actions have been initiated to eliminate the reoccurring SSOs:

- 1) EAP Contract 7 – Pump Station Wet-well Rehabilitation Project – The project consists of the assessment, cleaning and rehabilitation of two (2) of the CITY's major pumping station wet wells, Hancock (PS 5) and South Theobald (PS 17). The project was bid in April/May 2017 and completed on January 6, 2018.
  - 2) EAP Contract 3 – Pump Station Auxiliary Power Units – The project consisted of the installation of natural gas-fired, auxiliary power units at the CITY's five (5) major pump stations: Hancock, Mary, Daniel, Tennessee Gas and South Theobald. The contract was bid in September/October 2015 and completed on November 17, 2015.
  - 3) Emergency Pump Station Rehabilitation Projects – In February 2017, the CITY authorized emergency funds for the purchase/installation of pump replacements in eleven (11) pump stations. The South Theobald Pump Station was one of the eleven. The work should be completed during the 1<sup>st</sup> Quarter of 2019.
  - 4) SSES 3 – The project consists of video/smoke testing of gravity sewer and manhole inspections of Group 1 Mini-Systems. The CITY bid the project in April/May 2016. GCU was the low bidder. The completion date was May 14, 2018.
- d) 1398 North Beauchamp Extended Manhole – The 1398 North Beauchamp Manhole released three (3) SSOs during large rain events. The manhole is near Pump Station 51.

The following actions have been initiated to identify the source(s) of the excessive I/I, design repairs and ultimately eliminate the reoccurring SSOs at this location:

- 1) SSES 3 – The project consists of video/smoke testing of gravity sewer and manhole inspections of Group 1 Mini-Systems. The CITY bid the project in April/May 2016. GCU was the low bidder. The completion date was May 14, 2018.
- 2) SSES 5 – The project consists of the assessment of the Group 1 pump stations and force mains. The project was scheduled after force main bypass ports were installed under the EAP Contract 5 and completion of SSES 3. The bid date was December 20, 2017. The low bidder was GCU. The completion date was October 5, 2018.
- e) 2870 Champion Drive Manhole – The 2870 Champion Drive SSO releases occurred on May 3, 2018, June 7, 2018, and June 13, 2018. They were all related to a gravity sewer failure/repair. The situation has been corrected.

A complete summary of SSOs during this reporting period can be found in Appendix A of this REPORT.

- End of Section -

## **SECTION IV**

### **SUMMARY OF ACTIONS PLANNED FOR 6<sup>TH</sup> SEMI-ANNUAL PERIOD**

Over the upcoming sixth semi-annual period (January 1, 2019 to June 30, 2019), the CITY will continue their efforts with regards to the on-going programs/projects listed in Section II.

Also, during the period, the following are programs which will either be submitted to EPA and/or initiated/continued/completed:

1. CMOM/GSSOMP (amended version currently under EPA review/approval)
2. CMOM/FOG Control Program (Training) (initiated)
3. CMOM/PSOPMP (amended version currently under EPA review/approval)
4. CMOM Sewer Mapping Program (amended version currently under EPA review/approval)
5. CMOM/IMS (submitted to EPA)
6. Legal Support Program (submitted to EPA)
7. GROUP 1 REHAB/WWTP Grit Chamber Project (Bid Phase)
8. GROUP 1 REHAB/Hancock Pump Station Force Main Project (Bid Phase)
9. Financing & Cost Analysis Program (work continuing)
10. SSES 6 (Bid Phase & Contract Award)
11. SSES 7 (work continuing)
12. Group 1 REHAB Report (work continuing)

The following are programs/projects which will be finalized during the period:

1. CMOM/GSOMP
2. CMOM/PSOPMP
3. CMOM/Sewer Mapping Program
4. Group 1 REHAB Report
5. Legal Support Program

- End of Section -

## **SECTION V**

### **SANITARY SEWER OVERFLOWS REPORTED DURING 11<sup>TH</sup> QUARTER**

The sewer calls and SSO reports for the 11<sup>th</sup> Quarter of the PCD are referenced in Appendices A and B of this REPORT, respectively.

In summary, there were nineteen (19) reported SSOs during the period. They are summarized below:

- |     |          |   |
|-----|----------|---|
| 1.  | 11/1/18  | Force Main/245 South Theobald Street                        |
| 2.  | 11/1/18  | Manhole/237 North Raceway Road                              |
| 3.  | 11/1/18  | Manhole/326 South Raceway Road                              |
| 4.  | 11/1/18  | Force Main/Highland Plantation Road                         |
| 5.  | 11/2/18  | Cleanout/851 North Theobald Street                          |
| 6.  | 11/2/18  | Cleanout/630 Longwood Street                                |
| 7.  | 11/12/18 | Manhole/1417 South Theobald Street                          |
| 8.  | 11/14/18 | Force Main/641 Pollock Street                               |
| 9.  | 11/15/18 | Cleanout/851 North Theobald Street                          |
| 10. | 12/14/18 | Manhole/237 North Raceway Road                              |
| 11. | 12/14/18 | Manhole/P.S. #23 North Raceway Road                         |
| 12. | 12/14/18 | Manhole/P.S. #29 – South Colorado Street                    |
| 13. | 12/14/18 | Manhole/262 Wildwood Drive                                  |
| 14. | 12/14/18 | Manhole/P.S. #28 – South Colorado Street                    |
| 15. | 12/27/18 | Manhole/262 Wildwood Drive                                  |
| 16. | 12/27/18 | Cleanout/851 North Theobald Street                          |
| 17. | 12/27/18 | Force Main/Washington Avenue & Theobald Street Intersection |
| 18. | 12/30/18 | Cleanout/630 Longwood Street                                |
| 19. | 12/30/18 | Cleanout/851 N. Theobald Street                             |

- End of Section -

## SECTION VI

### OTHER GENERAL COMMENTS

#### 1. August 2018 Meeting with EPA and DOJ

On August 16, 2018, the CITY met with both EPA and DOJ in Atlanta, GA, to discuss the status of the PCD and the CITY's financial situation. A complete report of the CITY's situation was drafted in a letter report, dated September 28, 2018, and submitted to both agencies. The report is referenced in Appendix D.

In summary, the CITY described the following:

- a. Continuing Negative Changes in the CITY's Demographic Profile – The following negative changes were identified by the CITY:
  - declining population trends;
  - declining population demographics for younger citizens and the more highly educated/more affluent citizens;
  - declining employment/income numbers;
  - increasing poverty; and
  - suspending unfunded work under the PCD.
- b. Current Status of Completed and Ongoing System Repairs/Upgrades and Pending Deliverables – The status of the following PCD deliverables were discussed:
  - Assessments (Groups 1, 2 and 3);
  - CMOM Programs;
  - Rehabilitation Programs; and
  - O&M/Emergency Projects.
- c. Current Status of the CITY's Ability to Both Fund the Completion of Scheduled Deliverables and Resolve Unexpected Problems Throughout the System, As They Occur – The status of the CITY's financial health with regards to both PCD work and routine, on-going O&M activities were discussed. The CITY discussed the debt ceiling they must legally operate under and the expected PCD expense; based on the updated estimate, the PCD will place the CITY's debt obligation above, what they believed to be, their legal debt ceiling.
- d. Issues Regarding the CITY's Revenue Generating Authority – The following issues related to the CITY's revenue-generating authority were discussed:

- Legal Issues – The CITY has asked the State of Mississippi Attorney General’s (AG’s) office for an official opinion regarding municipal debt ceilings. At the time of reporting, the CITY was awaiting a response (see Section VI.2 of REPORT).
- Additional Intervening Circumstances
  - Forfeited properties becoming state-owned properties and thus removed from CITY tax rolls.
  - The daunting task of trying to maintain/update a sanitary sewer system capable of serving in excess of 50,000 people with funds generated by only 30,000 citizens.
- e. Requested Relief – The CITY requested that the PCD be amended to suspend all remaining deliverables until final cost estimates are developed and submitted to EPA, DOJ and MDEQ for review/approval. The anticipated completion deadline for the Group 1 and Group 2 cost estimate is December 31, 2019.

EPA and DOJ are currently reviewing the letter report.

2. AG’s Official Opinion Regarding Municipality Debt Ceiling Issues – On September 24, 2018, the CITY submitted an official opinion request to the AG’s office regarding a number of questions related to the PCD and the CITY’s associated sewer assessment/rehabilitation indebtedness. The AG’s formal opinion is referenced in Appendix E.

In summary, the CITY’s questions and the AG’s responses are listed below :

- a. Debt Ceiling for Municipalities – The CITY asked the AG if the CITY may incur a higher percentage of total debt than twenty percent (20%) of the assessed value of all taxable property within the CITY according to the last completed assessment of taxation.

*In their formal response, the AG stated that “no municipality shall hereafter issue bonds secured by a pledge of its full faith and credit for the purposes authorized by law in an amount which, when added to the then outstanding bonded indebtedness of such municipality, shall exceed either (a) fifteen percent (15%) of the assessed value of the taxable property within such municipality, according to the last completed assessment for taxation, or (b) ten percent (10%) of the assessment upon which taxes were levied for its fiscal year ending September 30, 1984, whichever is greater. In computing such indebtedness, heretofore or hereafter issued, for school, water, sewerage systems, gas, and light and power purposes and for the construction of*

*special improvements primarily chargeable to the property benefited, or for the purpose of paying the municipality's proportion of any betterment program, a portion of which is primarily chargeable to the property benefitted. **However, in no case shall any municipality contract any indebtedness which, when added to all of the outstanding general obligation indebtedness, both bonded and floating, shall exceed either (a) twenty percent (20%) of the assessed value of all taxable assessment for taxation or (b) fifteen percent (15%) of the assessment upon, which taxes were levied for its fiscal year ending September 30, 1984, whichever is greater.***"

- b. Legal Liability/Responsibility of Elected Officials Who Vote for Debt in Excess of Ceiling – The CITY asked the AG what the legal liability/responsibility, if any, would face a mayor or council member who voted in the affirmative on a motion to borrow an amount which, when added to all of the CITY's outstanding general obligation indebtedness, both bonded and floating, exceeds twenty percent (20%) of the value of the assessed taxable property in the CITY.

In their formal response, the AG stated, "*this office does not opine on matters of civil or criminal liability. For informational purposes only, we note that Miss. Code Ann. Section 25-1-45 reads:*

*If any county, county district or municipal officer who has executed bond for the faithful performance of duty shall knowingly or willfully fail, neglect or refuse to perform any duty required of him by law or shall violate his official obligations in any respect, the president or, in the absence or disability or default of the president, the vice-president of the board of supervisors in case of a county or county district officer, and the mayor in the case of a municipal officer, or any person interested in either case shall cause suit to be brought to the bond of such officer for the recovery of the damages that may have been sustained thereby.*

Additionally, Miss. Code Ann. Section 97-11-37 provides:

*If any person, being sheriff, clerk of any count, constable, assessor, or collector of taxes, or holding any county office whatever, or mayor, marshal, or constable, or any other officer of any city, town, or village, shall knowingly or willfully fail, neglect, or refuse to perform any of the duties required of him by law, or shall fail or refuse to keep any record required to be kept by law, or shall secrete the same, or shall violate his duty in any respect, he shall, on conviction thereof, be fined not exceeding One Thousand Dollars (\$1,000.00), or be imprisoned in the county jail not exceeding six (6) months, or both."*



- c. Chapter 9 Bankruptcy Issue – The CITY asked the AG if under Mississippi law, a municipality is specifically authorized to be a “debtor” in a Chapter 9 bankruptcy filing.

In response, the AG stated, *“the City of Greenville is not authorized to be a Chapter 9 debtor under current state law. In researching your question, we identified local and private legislation which authorized a community hospital to file for Chapter 9 relief. (S.B. 3186, Chap. 901, Local & Private Laws 2008 Regular Session). It appears that the City would need to seek similar authorization from the legislature in order to proceed with a Chapter 9 filing.”*.

3. CITY’s Termination of CLEARWATER’s Contract – On November 6, 2018, during an executive session of a regular council meeting, the CITY voted to issue a one hundred twenty (120) day termination notice for convenience to CLEARWATER, as required under Article VII “Term, Termination and Default” of the Service Agreement. The council minutes are referenced under Appendix F. The final date of termination will be March 6, 2019.

As of the end of the eleventh quarter (December 31, 2018), the CITY and CLEARWATER were still attempting to negotiate a contract acceptable to both parties.

- End of Section -

## FIGURES

**FIGURE 1**  
**GANTT CHART**



**FIGURE 2**  
**SSOs BY MINI-SYSTEM**

LEGEND:




SANITARY SEWER  
OVERFLOW (SSO) WITH 3  
OR MORE OCCURRENCES



SANITARY SEWER  
OVERFLOW (SSO)



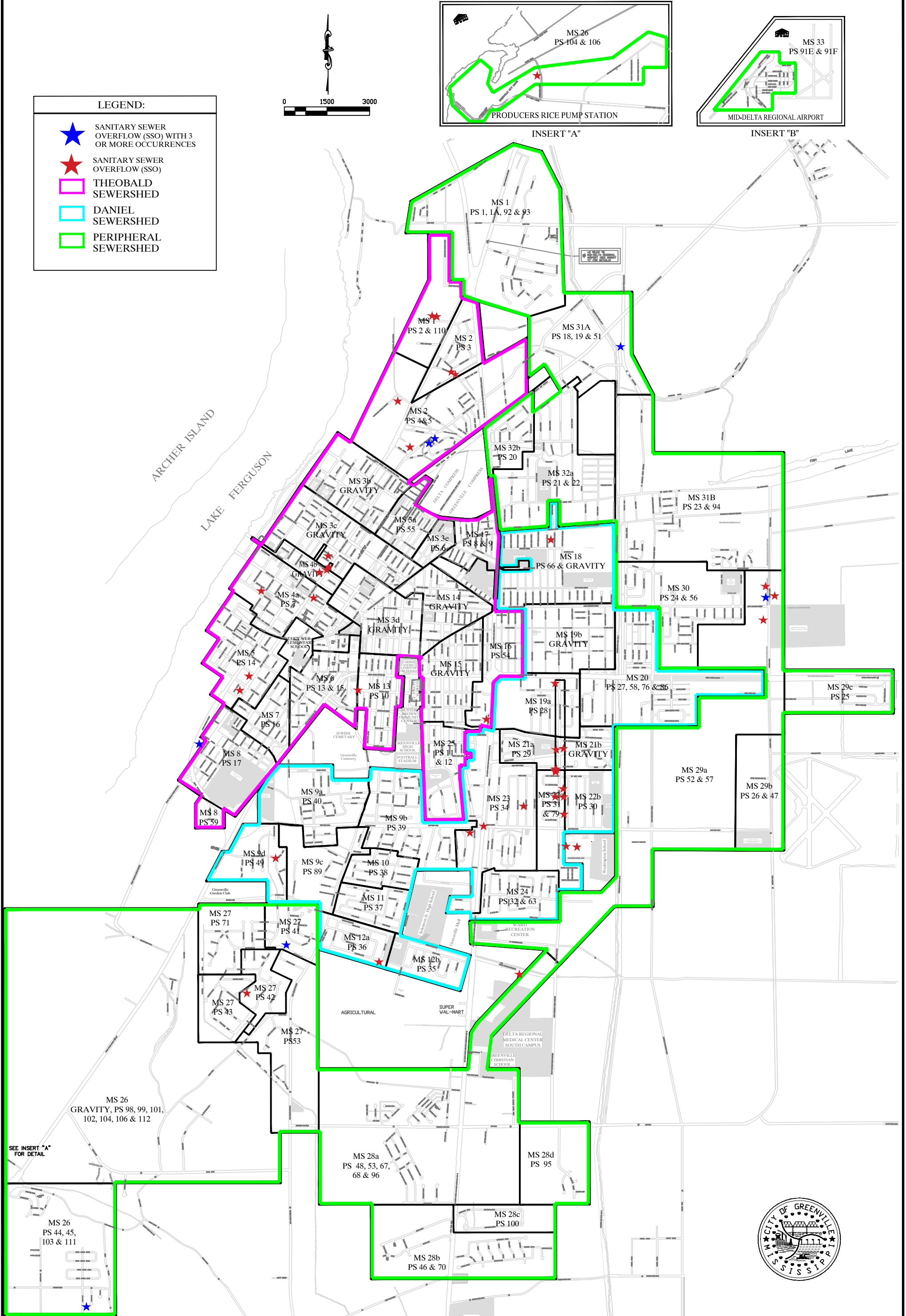
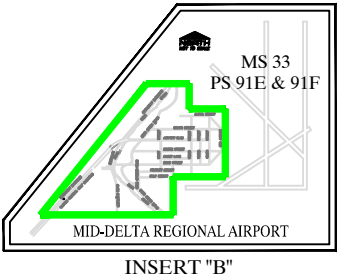
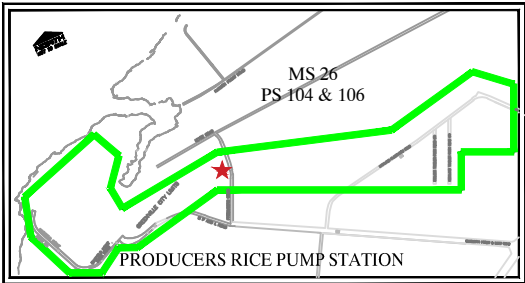
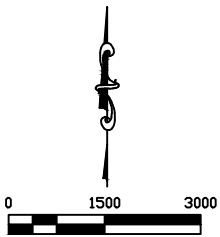
THEOBALD  
SEWERSHED



DANIEL  
SEWERSHED



PERIPHERAL  
SEWERSHED



## APPENDICES

**APPENDIX A**  
**WASTEWATER BYPASS REPORTS (11<sup>TH</sup> QUARTER)**



## WASTEWATER BYPASS REPORT

### TO THE MISSISSIPPI OFFICE OF POLLUTION CONTROL

- I. PERMITTEE NAME: CITY OF GREENVILLE, MISSISSIPPI
- II. PERMIT NUMBER: MS0020184
- III. BYPASS SOURCE (I.E. MANHOLE, PUMP STATION, ETC.): FORCEMAIN
- IV. SOURCE LOCATION ( I.E. STREET, ETC.): 245 SOUTH THEOBALD STREET
- V. DATE/TIME BYPASS BEGAN: NOVEMBER 1, 2018, 7:00AM
- VI. DATE/TIME BYPASS ENDED: NOVEMBER 1, 2018, 12:00PM
- VII. VOLUME OF WASTEWATER BYPASSED (ESTIMATE IF NECESSARY) 25,000 GALLONS
- VIII. STATE WATERS EFFECTED (I.E. RIVER, STREAM, LAKE, ETC. NONE
- IX. CAUSE OF BYPASS: FORCEMAIN LEAK
- X. TEMPORARY CORRECTIVE ACTIONS TAKEN: REPAIR FORCEMAIN
- XI. PERMANENT CORRECTIVE ACTIONS: REPLACE FORCEMAIN
- XII. NUMBER OF BYPASSES AT THIS LOCATION IN THE PAST 12 MONTHS: 0
- XIII. WHAT ACTIONS WERE TAKEN TO PREVENT OR MINIMIZE ADVERSE ENVIRONMENTAL  
IMPACT?
- XIV. IF BYPASS CAUSED DUE TO INFLOW OF RAINFALL, HOW MANY INCHES OF RAIN FELL IN THE  
AREA?

SIGNATURE:  \_\_\_\_\_

TITLE: CONSENT DECREE MANAGER

ADDRESS: 340 MAIN STREET

GREENVILLE, MISSISSIPPI 38701

DATE: NOVEMBER 1, 2018

## WASTEWATER BYPASS REPORT

### TO THE MISSISSIPPI OFFICE OF POLLUTION CONTROL

- I. PERMITTEE NAME: CITY OF GREENVILLE, MISSISSIPPI
- II. PERMIT NUMBER: MS0020184
- III. BYPASS SOURCE (I.E. MANHOLE, PUMP STATION, ETC.): MANHOLE
- IV. SOURCE LOCATION ( I.E. STREET, ETC.): 237 NORTH RACEWAY ROAD
- V. DATE/TIME BYPASS BEGAN: NOVEMBER 1, 2018, 2:00AM
- VI. DATE/TIME BYPASS ENDED: NOVEMBER 1, 2018, 12:00PM
- VII. VOLUME OF WASTEWATER BYPASSED (ESTIMATE IF NECESSARY) 2,000 GALLONS
- VIII. STATE WATERS EFFECTED (I.E. RIVER, STREAM, LAKE, ETC. NONE
- IX. CAUSE OF BYPASS: DOWNSTREAM LIFT STATION MALFUNCTION
- X. TEMPORARY CORRECTIVE ACTIONS TAKEN: RESET BREAKER AT DOWNSTREAM LIFT STATION
- XI. PERMANENT CORRECTIVE ACTIONS:
- XII. NUMBER OF BYPASSES AT THIS LOCATION IN THE PAST 12 MONTHS: 0
- XIII. WHAT ACTIONS WERE TAKEN TO PREVENT OR MINIMIZE ADVERSE ENVIRONMENTAL IMPACT?
- XIV. IF BYPASS CAUSED DUE TO INFLOW OF RAINFALL, HOW MANY INCHES OF RAIN FELL IN THE AREA?

SIGNATURE: \_\_\_\_\_

TITLE: CONSENT DECREE MANAGER

ADDRESS: 340 MAIN STREET

GREENVILLE, MISSISSIPPI 38701

DATE: NOVEMBER 1, 2018

## WASTEWATER BYPASS REPORT

### TO THE MISSISSIPPI OFFICE OF POLLUTION CONTROL

- I. PERMITTEE NAME: CITY OF GREENVILLE, MISSISSIPPI
- II. PERMIT NUMBER: MS0020184
- III. BYPASS SOURCE (I.E. MANHOLE, PUMP STATION, ETC.): MANHOLE
- IV. SOURCE LOCATION ( I.E. STREET, ETC.): 326 SOUTH RACEWAY ROAD
- V. DATE/TIME BYPASS BEGAN: NOVEMBER 1, 2018, 2:00AM
- VI. DATE/TIME BYPASS ENDED: NOVEMBER 1, 2018, 12:00PM
- VII. VOLUME OF WASTEWATER BYPASSED (ESTIMATE IF NECESSARY) 1,000 GALLONS
- VIII. STATE WATERS EFFECTED (I.E. RIVER, STREAM, LAKE, ETC. NONE
- IX. CAUSE OF BYPASS: DOWNSTREAM LIFT STATION MALFUNCTION
- X. TEMPORARY CORRECTIVE ACTIONS TAKEN: RESET BREAKER AT DOWNSTREAM LIFT STATION
- XI. PERMANENT CORRECTIVE ACTIONS:
- XII. NUMBER OF BYPASSES AT THIS LOCATION IN THE PAST 12 MONTHS: 0
- XIII. WHAT ACTIONS WERE TAKEN TO PREVENT OR MINIMIZE ADVERSE ENVIRONMENTAL IMPACT?
- XIV. IF BYPASS CAUSED DUE TO INFLOW OF RAINFALL, HOW MANY INCHES OF RAIN FELL IN THE AREA?

SIGNATURE: \_\_\_\_\_

TITLE: CONSENT DECREE MANAGER

ADDRESS: 340 MAIN STREET

GREENVILLE, MISSISSIPPI 38701

DATE: NOVEMBER 1, 2018

## WASTEWATER BYPASS REPORT

### TO THE MISSISSIPPI OFFICE OF POLLUTION CONTROL

- I. PERMITTEE NAME: CITY OF GREENVILLE, MISSISSIPPI
- II. PERMIT NUMBER: MS0020184
- III. BYPASS SOURCE (I.E. MANHOLE, PUMP STATION, ETC.): FORCEMAIN
- IV. SOURCE LOCATION ( I.E. STREET, ETC.): HIGHLAND PLANTATION ROAD(SEE ATTACHMENT)
- V. DATE/TIME BYPASS BEGAN: NOVEMBER 1, 2018, 7:00AM
- VI. DATE/TIME BYPASS ENDED: NOVEMBER 1, 2018, 9:00AM
- VII. VOLUME OF WASTEWATER BYPASSED (ESTIMATE IF NECESSARY) 1,000 GALLONS
- VIII. STATE WATERS EFFECTED (I.E. RIVER, STREAM, LAKE, ETC. NONE
- IX. CAUSE OF BYPASS: FORCEMAIN LEAK
- X. TEMPORARY CORRECTIVE ACTIONS TAKEN: REPAIRED LEAK
- XI. PERMANENT CORRECTIVE ACTIONS:
- XII. NUMBER OF BYPASSES AT THIS LOCATION IN THE PAST 12 MONTHS: 0
- XIII. WHAT ACTIONS WERE TAKEN TO PREVENT OR MINIMIZE ADVERSE ENVIRONMENTAL  
IMPACT?
- XIV. IF BYPASS CAUSED DUE TO INFLOW OF RAINFALL, HOW MANY INCHES OF RAIN FELL IN THE  
AREA?

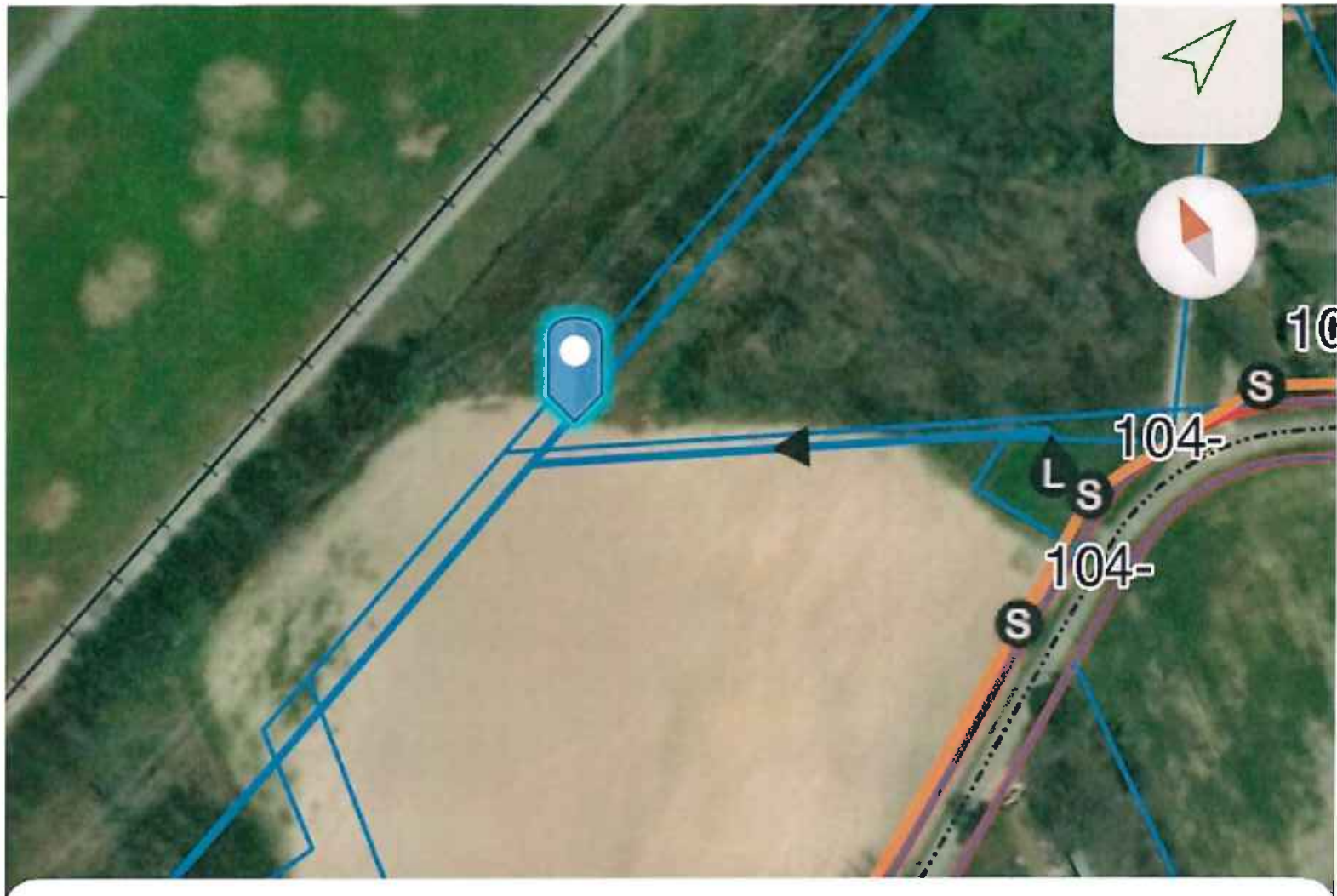
SIGNATURE: \_\_\_\_\_

TITLE: CONSENT DECREE MANAGER

ADDRESS: 340 MAIN STREET

GREENVILLE, MISSISSIPPI 38701

DATE: NOVEMBER 1, 2018



## Dropped Pin

Greenville, Mississippi



4 mi

Details

What's Here

Coordinates

33.353771°N 91.099413°W

Address

Greenville, Mississippi

## WASTEWATER BYPASS REPORT

### TO THE MISSISSIPPI OFFICE OF POLLUTION CONTROL

- I. PERMITTEE NAME: CITY OF GREENVILLE, MISSISSIPPI
- II. PERMIT NUMBER: MS0020184
- III. BYPASS SOURCE (I.E. MANHOLE, PUMP STATION, ETC.): CLEANOUT
- IV. SOURCE LOCATION ( I.E. STREET, ETC.): 851 NORTH THEOBALD STREET
- V. DATE/TIME BYPASS BEGAN: NOVEMBER 2, 2018, 1:35PM
- VI. DATE/TIME BYPASS ENDED: NOVEMBER 2, 2018, 3:00PM
- VII. VOLUME OF WASTEWATER BYPASSED (ESTIMATE IF NECESSARY) 200 GALLONS
- VIII. STATE WATERS EFFECTED (I.E. RIVER, STREAM, LAKE, ETC. NONE
- IX. CAUSE OF BYPASS: FORCEMAIN REPAIR
- X. TEMPORARY CORRECTIVE ACTIONS TAKEN: \_\_\_\_
- XI. PERMANENT CORRECTIVE ACTIONS: \_
- XII. NUMBER OF BYPASSES AT THIS LOCATION IN THE PAST 12 MONTHS: 8
- XIII. WHAT ACTIONS WERE TAKEN TO PREVENT OR MINIMIZE ADVERSE ENVIRONMENTAL  
IMPACT? \_ \_
- XIV. IF BYPASS CAUSED DUE TO INFLOW OF RAINFALL, HOW MANY INCHES OF RAIN FELL IN THE  
AREA? \_

SIGNATURE: \_\_\_\_\_

TITLE: CONSENT DECREE MANAGER

ADDRESS: 340 MAIN STREET

GREENVILLE, MISSISSIPPI 38701

DATE: NOVEMBER 2, 2018

## WASTEWATER BYPASS REPORT

### TO THE MISSISSIPPI OFFICE OF POLLUTION CONTROL

- I. PERMITTEE NAME: CITY OF GREENVILLE, MISSISSIPPI
- II. PERMIT NUMBER: MS0020184
- III. BYPASS SOURCE (I.E. MANHOLE, PUMP STATION, ETC.): CLEANOUT
- IV. SOURCE LOCATION ( I.E. STREET, ETC.): 630 LONGWOOD
- V. DATE/TIME BYPASS BEGAN: NOVEMBER 2, 2018, 1:35PM
- VI. DATE/TIME BYPASS ENDED: AUGUST 20, 2018, 3:00PM
- VII. VOLUME OF WASTEWATER BYPASSED (ESTIMATE IF NECESSARY) 100 GALLONS
- VIII. STATE WATERS EFFECTED (I.E. RIVER, STREAM, LAKE, ETC. NONE
- IX. CAUSE OF BYPASS: FORCEMAIN REPAIR
- X. TEMPORARY CORRECTIVE ACTIONS TAKEN:
- XI. PERMANENT CORRECTIVE ACTIONS:
- XII. NUMBER OF BYPASSES AT THIS LOCATION IN THE PAST 12 MONTHS: 7
- XIII. WHAT ACTIONS WERE TAKEN TO PREVENT OR MINIMIZE ADVERSE ENVIRONMENTAL  
IMPACT?
- XIV. IF BYPASS CAUSED DUE TO INFLOW OF RAINFALL, HOW MANY INCHES OF RAIN FELL IN THE  
AREA?

SIGNATURE:  \_\_\_\_\_

TITLE: CONSENT DECREE MANAGER

ADDRESS: 340 MAIN STREET

GREENVILLE, MISSISSIPPI 38701

DATE: NOVEMBER 2, 2018

## WASTEWATER BYPASS REPORT

### TO THE MISSISSIPPI OFFICE OF POLLUTION CONTROL

- I. PERMITTEE NAME: CITY OF GREENVILLE, MISSISSIPPI
- II. PERMIT NUMBER: MS0020184
- III. BYPASS SOURCE (I.E. MANHOLE, PUMP STATION, ETC.): MANHOLE
- IV. SOURCE LOCATION ( I.E. STREET, ETC.): 1417 SOUTH THEOBALD STREET
- V. DATE/TIME BYPASS BEGAN: NOVEMBER 12, 2018, 12:00PM
- VI. DATE/TIME BYPASS ENDED: NOVEMBER 12, 2018, 12:30PM
- VII. VOLUME OF WASTEWATER BYPASSED (ESTIMATE IF NECESSARY) 50,000 GALLONS
- VIII. STATE WATERS EFFECTED (I.E. RIVER, STREAM, LAKE, ETC. NONE
- IX. CAUSE OF BYPASS: PUMP MOTOR SHORTED OUT, FAULTING MOTOR CONTROL CENTER
- X. TEMPORARY CORRECTIVE ACTIONS TAKEN: DISCONNECT SHORTED PUMP FROM M.C.C.,  
RESET M.C.C. RESTART REMAINING PUMP
- XI. PERMANENT CORRECTIVE ACTIONS: REBUILD PUMP MOTOR
- XII. NUMBER OF BYPASSES AT THIS LOCATION IN THE PAST 12 MONTHS: 3
- XIII. WHAT ACTIONS WERE TAKEN TO PREVENT OR MINIMIZE ADVERSE ENVIRONMENTAL  
IMPACT?
- XIV. IF BYPASS CAUSED DUE TO INFLOW OF RAINFALL, HOW MANY INCHES OF RAIN FELL IN THE  
AREA?

SIGNATURE: \_\_\_\_\_

TITLE: CONSENT DECREE MANAGER

ADDRESS: 340 MAIN STREET

GREENVILLE, MISSISSIPPI 38701

DATE: NOVEMBER 13, 2018



## WASTEWATER BYPASS REPORT

### TO THE MISSISSIPPI OFFICE OF POLLUTION CONTROL

- I. PERMITTEE NAME: CITY OF GREENVILLE, MISSISSIPPI
- II. PERMIT NUMBER: MS0020184
- III. BYPASS SOURCE (I.E. MANHOLE, PUMP STATION, ETC.): FORCEMAIN
- IV. SOURCE LOCATION ( I.E. STREET, ETC.): 641 POLLOCK STREET
- V. DATE/TIME BYPASS BEGAN: NOVEMBER 14, 2018, 4:00PM
- VI. DATE/TIME BYPASS ENDED: NOVEMBER 15, 2018, 9:00AM
- VII. VOLUME OF WASTEWATER BYPASSED (ESTIMATE IF NECESSARY) 1,000 GALLONS
- VIII. STATE WATERS EFFECTED (I.E. RIVER, STREAM, LAKE, ETC. NONE
- IX. CAUSE OF BYPASS: FORCEMAIN LEAK
- X. TEMPORARY CORRECTIVE ACTIONS TAKEN: REPAIR FORCEMAIN
- XI. PERMANENT CORRECTIVE ACTIONS: REPLACE FORCEMAIN
- XII. NUMBER OF BYPASSES AT THIS LOCATION IN THE PAST 12 MONTHS: 0
- XIII. WHAT ACTIONS WERE TAKEN TO PREVENT OR MINIMIZE ADVERSE ENVIRONMENTAL  
IMPACT?   —
- XIV. IF BYPASS CAUSED DUE TO INFLOW OF RAINFALL, HOW MANY INCHES OF RAIN FELL IN THE  
AREA?   —

SIGNATURE: 

TITLE: CONSENT DECREE MANAGER

ADDRESS: 340 MAIN STREET

GREENVILLE, MISSISSIPPI 38701

DATE: NOVEMBER 15, 2018

## WASTEWATER BYPASS REPORT

### TO THE MISSISSIPPI OFFICE OF POLLUTION CONTROL

- I. PERMITTEE NAME: CITY OF GREENVILLE, MISSISSIPPI
- II. PERMIT NUMBER: MS0020184
- III. BYPASS SOURCE (I.E. MANHOLE, PUMP STATION, ETC.): CLEANOUT
- IV. SOURCE LOCATION ( I.E. STREET, ETC.): 851 NORTH THEOBALD STREET
- V. DATE/TIME BYPASS BEGAN: NOVEMBER 15, 2018, 11:30PM
- VI. DATE/TIME BYPASS ENDED: NOVEMBER 2, 2018, 2:00PM
- VII. VOLUME OF WASTEWATER BYPASSED (ESTIMATE IF NECESSARY) 300 GALLONS
- VIII. STATE WATERS EFFECTED (I.E. RIVER, STREAM, LAKE, ETC. NONE
- IX. CAUSE OF BYPASS: FORCEMAIN REPAIR
- X. TEMPORARY CORRECTIVE ACTIONS TAKEN:
- XI. PERMANENT CORRECTIVE ACTIONS:
- XII. NUMBER OF BYPASSES AT THIS LOCATION IN THE PAST 12 MONTHS:  9
- XIII. WHAT ACTIONS WERE TAKEN TO PREVENT OR MINIMIZE ADVERSE ENVIRONMENTAL  
IMPACT?
- XIV. IF BYPASS CAUSED DUE TO INFLOW OF RAINFALL, HOW MANY INCHES OF RAIN FELL IN THE  
AREA?

SIGNATURE: 

TITLE: CONSENT DECREE MANAGER

ADDRESS: 340 MAIN STREET

GREENVILLE, MISSISSIPPI 38701

DATE: NOVEMBER 15, 2018

**WASTEWATER BYPASS REPORT**  
**TO THE MISSISSIPPI OFFICE OF POLLUTION CONTROL**

- I. PERMITTEE NAME: CITY OF GREENVILLE, MISSISSIPPI
- II. PERMIT NUMBER: MS0020184
- III. BYPASS SOURCE (I.E. MANHOLE, PUMP STATION, ETC.): MANHOLE
- IV. SOURCE LOCATION ( I.E. STREET, ETC.): 237 NORTH RACEWAY ROAD
- V. DATE/TIME BYPASS BEGAN: DECEMBER 14, 2018, 8:30AM
- VI. DATE/TIME BYPASS ENDED: DECEMBER 14, 2018, 11:00AM
- VII. VOLUME OF WASTEWATER BYPASSED (ESTIMATE IF NECESSARY) 100 GALLONS
- VIII. STATE WATERS EFFECTED (I.E. RIVER, STREAM, LAKE, ETC.
- IX. CAUSE OF BYPASS: RAINFALL
- X. TEMPORARY CORRECTIVE ACTIONS TAKEN:
- XI. PERMANENT CORRECTIVE ACTIONS:
- XII. NUMBER OF BYPASSES AT THIS LOCATION IN THE PAST 12 MONTHS: 2
- XIII. WHAT ACTIONS WERE TAKEN TO PREVENT OR MINIMIZE ADVERSE ENVIRONMENTAL  
IMPACT?
- XIV. IF BYPASS CAUSED DUE TO INFLOW OF RAINFALL, HOW MANY INCHES OF RAIN FELL IN THE  
AREA? 1.6"

SIGNATURE: \_\_\_\_\_

TITLE: CONSENT DECREE MANAGER

ADDRESS: 340 MAIN STREET

GREENVILLE, MISSISSIPPI 38701

DATE: DECEMBER 19, 2018

## WASTEWATER BYPASS REPORT

### TO THE MISSISSIPPI OFFICE OF POLLUTION CONTROL

- I. PERMITTEE NAME: CITY OF GREENVILLE, MISSISSIPPI
- II. PERMIT NUMBER: MS0020184
- III. BYPASS SOURCE (I.E. MANHOLE, PUMP STATION, ETC.): MANHOLE
- IV. SOURCE LOCATION ( I.E. STREET, ETC.): PUMP STATION-23, NORTH RACEWAY ROAD
- V. DATE/TIME BYPASS BEGAN: DECEMBER 14, 2018, 8:30AM
- VI. DATE/TIME BYPASS ENDED: DECEMBER 14, 2018, 11:00AM
- VII. VOLUME OF WASTEWATER BYPASSED (ESTIMATE IF NECESSARY) 3,000 GALLONS
- VIII. STATE WATERS EFFECTED (I.E. RIVER, STREAM, LAKE, ETC.
- IX. CAUSE OF BYPASS: RAINFALL
- X. TEMPORARY CORRECTIVE ACTIONS TAKEN:
- XI. PERMANENT CORRECTIVE ACTIONS:
- XII. NUMBER OF BYPASSES AT THIS LOCATION IN THE PAST 12 MONTHS: 0
- XIII. WHAT ACTIONS WERE TAKEN TO PREVENT OR MINIMIZE ADVERSE ENVIRONMENTAL  
IMPACT?
- XIV. IF BYPASS CAUSED DUE TO INFLOW OF RAINFALL, HOW MANY INCHES OF RAIN FELL IN THE  
AREA? 1.6"

SIGNATURE: \_\_\_\_\_

TITLE: CONSENT DECREE MANAGER

ADDRESS: 340 MAIN STREET

GREENVILLE, MISSISSIPPI 38701

DATE: DECEMBER 19, 2018

## WASTEWATER BYPASS REPORT

### TO THE MISSISSIPPI OFFICE OF POLLUTION CONTROL

- I. PERMITTEE NAME: CITY OF GREENVILLE, MISSISSIPPI
- II. PERMIT NUMBER: MS0020184
- III. BYPASS SOURCE (I.E. MANHOLE, PUMP STATION, ETC.): MANHOLE
- IV. SOURCE LOCATION ( I.E. STREET, ETC.): PUMP STATION-29, SOUTH COLORADO
- V. DATE/TIME BYPASS BEGAN: DECEMBER 14, 2018, 7:30AM
- VI. DATE/TIME BYPASS ENDED: DECEMBER 14, 2018, 9:00AM
- VII. VOLUME OF WASTEWATER BYPASSED (ESTIMATE IF NECESSARY) 1,000 GALLONS
- VIII. STATE WATERS EFFECTED (I.E. RIVER, STREAM, LAKE, ETC.
- IX. CAUSE OF BYPASS: RAINFALL
- X. TEMPORARY CORRECTIVE ACTIONS TAKEN:
- XI. PERMANENT CORRECTIVE ACTIONS:
- XII. NUMBER OF BYPASSES AT THIS LOCATION IN THE PAST 12 MONTHS: 0
- XIII. WHAT ACTIONS WERE TAKEN TO PREVENT OR MINIMIZE ADVERSE ENVIRONMENTAL  
IMPACT?
- XIV. IF BYPASS CAUSED DUE TO INFLOW OF RAINFALL, HOW MANY INCHES OF RAIN FELL IN THE  
AREA? 1.6"

SIGNATURE: 

TITLE: CONSENT DECREE MANAGER

ADDRESS: 340 MAIN STREET

GREENVILLE, MISSISSIPPI 38701

DATE: DECEMBER 19, 2018

**WASTEWATER BYPASS REPORT**  
**TO THE MISSISSIPPI OFFICE OF POLLUTION CONTROL**

- I. PERMITTEE NAME: CITY OF GREENVILLE, MISSISSIPPI
- II. PERMIT NUMBER: MS0020184
- III. BYPASS SOURCE (I.E. MANHOLE, PUMP STATION, ETC.): MANHOLE
- IV. SOURCE LOCATION ( I.E. STREET, ETC.): 262 WILDWOOD DRIVE
- V. DATE/TIME BYPASS BEGAN: DECEMBER 14, 2018, 7:45AM
- VI. DATE/TIME BYPASS ENDED: DECEMBER 14, 2018, 10:30AM
- VII. VOLUME OF WASTEWATER BYPASSED (ESTIMATE IF NECESSARY) 250 GALLONS
- VIII. STATE WATERS EFFECTED (I.E. RIVER, STREAM, LAKE, ETC.
- IX. CAUSE OF BYPASS: RAINFALL
- X. TEMPORARY CORRECTIVE ACTIONS TAKEN:
- XI. PERMANENT CORRECTIVE ACTIONS:
- XII. NUMBER OF BYPASSES AT THIS LOCATION IN THE PAST 12 MONTHS: 6
- XIII. WHAT ACTIONS WERE TAKEN TO PREVENT OR MINIMIZE ADVERSE ENVIRONMENTAL  
IMPACT?
- XIV. IF BYPASS CAUSED DUE TO INFLOW OF RAINFALL, HOW MANY INCHES OF RAIN FELL IN THE  
AREA? 1.6"

SIGNATURE: \_\_\_\_\_

TITLE: CONSENT DECREE MANAGER

ADDRESS: 340 MAIN STREET

GREENVILLE, MISSISSIPPI 38701

DATE: DECEMBER 19, 2018

## WASTEWATER BYPASS REPORT

### TO THE MISSISSIPPI OFFICE OF POLLUTION CONTROL

- I. PERMITTEE NAME: CITY OF GREENVILLE, MISSISSIPPI
- II. PERMIT NUMBER: MS0020184
- III. BYPASS SOURCE (I.E. MANHOLE, PUMP STATION, ETC.): MANHOLE
- IV. SOURCE LOCATION ( I.E. STREET, ETC.): PUMP STATION-28, SOUTH COLORADO
- V. DATE/TIME BYPASS BEGAN: DECEMBER 14, 2018, 7:30AM
- VI. DATE/TIME BYPASS ENDED: DECEMBER 14, 2018, 9:00AM
- VII. VOLUME OF WASTEWATER BYPASSED (ESTIMATE IF NECESSARY) 5,250 GALLONS
- VIII. STATE WATERS EFFECTED (I.E. RIVER, STREAM, LAKE, ETC.
- IX. CAUSE OF BYPASS: RAINFALL
- X. TEMPORARY CORRECTIVE ACTIONS TAKEN:
- XI. PERMANENT CORRECTIVE ACTIONS:
- XII. NUMBER OF BYPASSES AT THIS LOCATION IN THE PAST 12 MONTHS: 0
- XIII. WHAT ACTIONS WERE TAKEN TO PREVENT OR MINIMIZE ADVERSE ENVIRONMENTAL  
IMPACT?
- XIV. IF BYPASS CAUSED DUE TO INFLOW OF RAINFALL, HOW MANY INCHES OF RAIN FELL IN THE  
AREA? 1.6"

SIGNATURE: 

TITLE: CONSENT DECREE MANAGER

ADDRESS: 340 MAIN STREET

GREENVILLE, MISSISSIPPI 38701

DATE: DECEMBER 19, 2018

**WASTEWATER BYPASS REPORT**  
**TO THE MISSISSIPPI OFFICE OF POLLUTION CONTROL**

- I. PERMITTEE NAME: CITY OF GREENVILLE, MISSISSIPPI
- II. PERMIT NUMBER: MS0020184
- III. BYPASS SOURCE (I.E. MANHOLE, PUMP STATION, ETC.): CLEANOUT
- IV. SOURCE LOCATION ( I.E. STREET, ETC.): 630 LONGWOOD STREET
- V. DATE/TIME BYPASS BEGAN: DECEMBER 30, 2018, 12:30PM
- VI. DATE/TIME BYPASS ENDED: DECEMBER 30, 2018, 2:00PM
- VII. VOLUME OF WASTEWATER BYPASSED (ESTIMATE IF NECESSARY) 100 GALLONS
- VIII. STATE WATERS EFFECTED (I.E. RIVER, STREAM, LAKE, ETC. NONE
- IX. CAUSE OF BYPASS: RAINFALL
- X. TEMPORARY CORRECTIVE ACTIONS TAKEN:
- XI. PERMANENT CORRECTIVE ACTIONS:
- XII. NUMBER OF BYPASSES AT THIS LOCATION IN THE PAST 12 MONTHS: 7
- XIII. WHAT ACTIONS WERE TAKEN TO PREVENT OR MINIMIZE ADVERSE ENVIRONMENTAL  
IMPACT?
- XIV. IF BYPASS CAUSED DUE TO INFLOW OF RAINFALL, HOW MANY INCHES OF RAIN FELL IN THE  
AREA? 4.06"

SIGNATURE: \_\_\_\_\_

TITLE: \_\_\_\_\_

CONSENT DECREE MANAGER

ADDRESS: \_\_\_\_\_

340 MAIN STREET

GREENVILLE, MISSISSIPPI 38701

DATE: \_\_\_\_\_

DECEMBER 31, 2018



## WASTEWATER BYPASS REPORT

### TO THE MISSISSIPPI OFFICE OF POLLUTION CONTROL

- I. PERMITTEE NAME: CITY OF GREENVILLE, MISSISSIPPI
- II. PERMIT NUMBER: MS0020184
- III. BYPASS SOURCE (I.E. MANHOLE, PUMP STATION, ETC.): CLEANOUT
- IV. SOURCE LOCATION ( I.E. STREET, ETC.): 851 NORTH THEOBALD STREET
- V. DATE/TIME BYPASS BEGAN: DECEMBER 30, 2018, 12:30PM
- VI. DATE/TIME BYPASS ENDED: DECEMBER 30, 2018, 2:00PM
- VII. VOLUME OF WASTEWATER BYPASSED (ESTIMATE IF NECESSARY) 100 GALLONS
- VIII. STATE WATERS EFFECTED (I.E. RIVER, STREAM, LAKE, ETC. NONE
- IX. CAUSE OF BYPASS: RAINFALL
- X. TEMPORARY CORRECTIVE ACTIONS TAKEN:
- XI. PERMANENT CORRECTIVE ACTIONS:
- XII. NUMBER OF BYPASSES AT THIS LOCATION IN THE PAST 12 MONTHS: 11
- XIII. WHAT ACTIONS WERE TAKEN TO PREVENT OR MINIMIZE ADVERSE ENVIRONMENTAL  
IMPACT?
- XIV. IF BYPASS CAUSED DUE TO INFLOW OF RAINFALL, HOW MANY INCHES OF RAIN FELL IN THE  
AREA? 4.06"

SIGNATURE: \_\_\_\_\_

TITLE: CONSENT DECREE MANAGER

ADDRESS: 340 MAIN STREET

GREENVILLE, MISSISSIPPI 38701

DATE: DECEMBER 31, 2018

## WASTEWATER BYPASS REPORT

### TO THE MISSISSIPPI OFFICE OF POLLUTION CONTROL

- I. PERMITTEE NAME: CITY OF GREENVILLE, MISSISSIPPI
- II. PERMIT NUMBER: MS0020184
- III. BYPASS SOURCE (I.E. MANHOLE, PUMP STATION, ETC.): MANHOLE
- IV. SOURCE LOCATION ( I.E. STREET, ETC.): 262 WILDWOOD DRIVE
- V. DATE/TIME BYPASS BEGAN: DECEMBER 27, 2018, 10:45AM
- VI. DATE/TIME BYPASS ENDED: DECEMBER 27, 2018, 4:30PM
- VII. VOLUME OF WASTEWATER BYPASSED (ESTIMATE IF NECESSARY) 1,500 GALLONS
- VIII. STATE WATERS EFFECTED (I.E. RIVER, STREAM, LAKE, ETC.
- IX. CAUSE OF BYPASS: RAINFALL
- X. TEMPORARY CORRECTIVE ACTIONS TAKEN:
- XI. PERMANENT CORRECTIVE ACTIONS:
- XII. NUMBER OF BYPASSES AT THIS LOCATION IN THE PAST 12 MONTHS: 7
- XIII. WHAT ACTIONS WERE TAKEN TO PREVENT OR MINIMIZE ADVERSE ENVIRONMENTAL  
IMPACT?
- XIV. IF BYPASS CAUSED DUE TO INFLOW OF RAINFALL, HOW MANY INCHES OF RAIN FELL IN THE  
AREA? 2.0"

SIGNATURE:  \_\_\_\_\_

TITLE: CONSENT DECREE MANAGER

ADDRESS: 340 MAIN STREET

\_\_\_\_\_  
GREENVILLE, MISSISSIPPI 38701

DATE: DECEMBER 31, 2018

## WASTEWATER BYPASS REPORT

### TO THE MISSISSIPPI OFFICE OF POLLUTION CONTROL

- I. PERMITTEE NAME: CITY OF GREENVILLE, MISSISSIPPI
- II. PERMIT NUMBER: MS0020184
- III. BYPASS SOURCE (I.E. MANHOLE, PUMP STATION, ETC.): CLEANOUT
- IV. SOURCE LOCATION ( I.E. STREET, ETC.): 851 NORTH THEOBALD STREET
- V. DATE/TIME BYPASS BEGAN: DECEMBER 27, 2018, 8:30AM
- VI. DATE/TIME BYPASS ENDED: DECEMBER 27, 2018, 2:00PM
- VII. VOLUME OF WASTEWATER BYPASSED (ESTIMATE IF NECESSARY) 400 GALLONS
- VIII. STATE WATERS EFFECTED (I.E. RIVER, STREAM, LAKE, ETC. NONE
- IX. CAUSE OF BYPASS: FORCEMAIN REPAIR
- X. TEMPORARY CORRECTIVE ACTIONS TAKEN:
- XI. PERMANENT CORRECTIVE ACTIONS:
- XII. NUMBER OF BYPASSES AT THIS LOCATION IN THE PAST 12 MONTHS: 10
- XIII. WHAT ACTIONS WERE TAKEN TO PREVENT OR MINIMIZE ADVERSE ENVIRONMENTAL  
IMPACT?
- XIV. IF BYPASS CAUSED DUE TO INFLOW OF RAINFALL, HOW MANY INCHES OF RAIN FELL IN THE  
AREA?

SIGNATURE: \_\_\_\_\_



TITLE: CONSENT DECREE MANAGER

ADDRESS: 340 MAIN STREET

GREENVILLE, MISSISSIPPI 38701

DATE: DECEMBER 31, 2018

## WASTEWATER BYPASS REPORT

### TO THE MISSISSIPPI OFFICE OF POLLUTION CONTROL

- I. PERMITTEE NAME: CITY OF GREENVILLE, MISSISSIPPI
- II. PERMIT NUMBER: MS0020184
- III. BYPASS SOURCE (I.E. MANHOLE, PUMP STATION, ETC.): FORCEMAIN
- IV. SOURCE LOCATION ( I.E. STREET, ETC.): WASHINGTON AND THEOBALD INTERSECTION
- V. DATE/TIME BYPASS BEGAN: DECEMBER 27, 2018, 8:30 AM
- VI. DATE/TIME BYPASS ENDED: DECEMBER 29, 2018, 2:30 PM
- VII. VOLUME OF WASTEWATER BYPASSED (ESTIMATE IF NECESSARY) 90,000 GALLONS
- VIII. STATE WATERS EFFECTED (I.E. RIVER, STREAM, LAKE, ETC. NONE
- IX. CAUSE OF BYPASS: PIPE DETERIORATION
- X. TEMPORARY CORRECTIVE ACTIONS TAKEN: REPLACED SECTION OF PIPE
- XI. PERMANENT CORRECTIVE ACTIONS: REPLACE ENTIRE FORCEMAIN
- XII. NUMBER OF BYPASSES AT THIS LOCATION IN THE PAST 12 MONTHS: 0
- XIII. WHAT ACTIONS WERE TAKEN TO PREVENT OR MINIMIZE ADVERSE ENVIRONMENTAL  
IMPACT?
- XIV. IF BYPASS CAUSED DUE TO INFLOW OF RAINFALL, HOW MANY INCHES OF RAIN FELL IN THE  
AREA?

SIGNATURE:  \_\_\_\_\_

TITLE: CONSENT DECREE MANAGER

ADDRESS: 340 MAIN STREET

GREENVILLE, MISSISSIPPI 38701

DATE: DECEMBER 31, 2018

## **APPENDIX B**

### **INFORMATION MANAGEMENT SYSTEM (IMS) ENTRIES (11<sup>TH</sup> QUARTER)**

**ELEVENTH QUARTERLY REPORT**  
**PARTIAL CONSENT DECREE CASE NO. 4:16-CV-018-DMB-JMV**  
**CITY OF GREENVILLE**  
**GREENVILLE, MS**

**PERIOD**  
**OCTOBER 1, 2018 THRU DECEMBER 31, 2018**

**SUBMITTED TO:**  
U.S. Environmental Protection Agency, Region 4  
Clean Water Enforcement Branch  
61 Forsythe Street, S.W.  
Atlanta, GA 30303-8960



**Prepared By:**  
Brad Jones, Consent Decree Manager  
Clearwater Solutions  
340 Main Street  
Greenville, MS 38701

JANUARY 9, 2019

ELEVENTH QUARTERLY REPORT  
JANUARY 2019  
PARTIAL CONSENT DECREE  
U.S. DISTRICT COURT CIVIL ACTION 4:16-cv-00018

Index	LName	Address	Department	ReceivedBy	AssignedTo	DateEntered	Closed	customerdescr	workdescr	sso	duration (hours) if sso	volume (gallons) if sso	waters	cause	group	minisystem	pump station
50726	Kyla	245 Belhaven Drive	670	Bridgett Winters	Jeff Appleton	12/18/2018	FALSE	sewage stopped up		no					1	30	56
50036	DAVIS	330 Ohio Street	670 Sewer	Gigi Lewis	Jeff Appleton	10/26/2018	TRUE	SEWER IS BACKING UP, COMES OUT THE REAR, BUT I THINK SHE HAS IMPROPER C/O	unstopped clean out msuber-bwinters	yes					1	30	56
		242 South Theobald	670 Sewer			11/1/2018		forcemain		yes	5	25000	no	forcemain repair	3	4-A	7
		237 North Raceway Rd	670 Sewer			11/1/2018		manhole	downstream lift station malfunction	yes	10	2000	no	reset controls	1	28-A	52
		326 South Raceway	670 Sewer			11/1/2018		manhole	downstream lift station malfunction	yes	10	1000	no	reset controls	3	28-A	52
		Highland Plantation Rd.	670 Sewer			11/1/2018		forcemain	repair forcemain leak	yes	2	1000	no	pipe leak	2	2	
50096	Ingram	229 S. Beauchamp	670 Sewer	Felicia Wilkerson	Jeff Appleton	11/1/2018	TRUE	Drainage stop up	station charged up bwinters-msuber	yes					1	20	56
								parking spot of Entergy has raw sewage bubling up - pressure main									
50097	Gary & Entergy	Theobald Side Parking	670 Sewer	Bridgett Winters	Jeff Appleton	11/1/2018	TRUE		fixed force main-bwinters	yes					3	4-A	7
50098	Mccollum	385 North Beauchamp Avenue	670 Sewer	Bridgett Winters	Jeff Appleton	11/1/2018	TRUE	sewage stopped up- must be rodded every time it rains	station charged up bwinters-msuber	yes					1	30	58
		851 North Theobald	670 Sewer			11/2/2018		cleanout	repair forcemain leak	yes	1.5	200	no	forcemain repair	1	2	5
		630 Longwood	670 Sewer			11/2/2018		cleanout	repair forcemain leak	yes	1.5	100	no	forcemain repair	1	2	5
								sewage coming out of main on the corner-it stinks bad and the children are playing in it									
50136	eddie lee	1715 Northview Drive	670 Sewer	Bridgett Winters	Jeff Appleton	11/5/2018	TRUE		Pump down manhole- bwinters-msuber	yes					2	1-A	1-A
								plumber called said sewage stopped up on city line **owner called 11/7/18 said city did some work behind her house, a pipe is sticking up out of the ground, i assume a c/o, now sewage is backing up into house. Please help									
50141	Brooks Plumber	252 Mill Road	670 Sewer	Bridgett Winters	Jeff Appleton	11/6/2018	TRUE		breakdown - dig out- msuber- bwinters	yes					1	9-A	40
		1417 South Theobald	670 Sewer			11/12/2018		manhole	pump shorted out, shut down motor control s	yes	0.5	50000	no	reset controls	1	8	17
		841 Pollock	670 Sewer			11/14/2018		forcemain	repair forcemain leak	yes	17	1000	no	forcemain repair	2	5	14
		851 North Theobald	670 Sewer			11/15/2018		cleanout	repair forcemain leak	yes	2.5	300	no	forcemain repair	1	2	5
								said his plumber has been out and checked the line. c/o's are close to house. He would not listen, said that we blewout the main a couple years ago, and solved his problem.									
50250	stancil	1132 Longview Drive	670 Sewer	Gigi Lewis	Jeff Appleton	11/16/2018	TRUE		unstopped clean out-bwinters-msuber	yes					3	22-B	30
								sewage backing up in the tub									
50249	Citizen	1132 Longview Drive	670 Sewer	Bridgett Winters	Jeff Appleton	11/16/2018	TRUE	Backed up septic/sewage apparently.	unstopped clean out-bwinters-msuber	yes					3	22-B	30
50287	Pamell	727 Dalriava Avenue	670 Sewer	Bridgett Winters	Jeff Appleton	11/19/2018	TRUE	water coming out of the clean out	unstopped clean out bwinterse- msuber	yes					1	8	17
								sewage water standing and smells horrible- multiple calls- the bypass pump is gone now									
50288	Lee	1715 Northview Drive	670 Sewer	Bridgett Winters	Jeff Appleton	11/19/2018	TRUE		PUMPED DOWN M/H MS GG	yes					2	1-A	1-A
50330	Porter	1777 Northview	670 Sewer	Bridgett Winters	Jeff Appleton	11/20/2018	TRUE	sewage still backing up	PUMPED DOWN M/H MS GG	yes					2	1-A	1-A
								by pass pump is pumping sewing out of hole onto the ground									
50331	Bishop	1729 Northview Drive	670 Sewer	Bridgett Winters	Jeff Appleton	11/20/2018	TRUE		PUMPED DOWN M/H MS GG	yes					2	1-A	1-A
50349	Smith	855 Guerdon Road	670 Sewer	Felicia Wilkerson	Jeff Appleton	11/21/2018	FALSE	Sewer backup in toilet, sink and yard	DUPLICATE 50403	yes					2	28	45
								sewage water backing up flooding the apartments- they have been waiting since yesterday									
50352	Cottonwood Apt	1462 South Colorado Street	670 Sewer	Bndgett Winters	Jeff Appleton	11/21/2018	TRUE		FIXED PUMP STATION MS GG	yes					3	22-A	34
								please check ***** LADY IS GETTING VERY HOSTILE ABOUT ALL THIS WATER IN HER YARD, THAT IS COMING OUT OF A M/H. NOW HER NEIGHBOR IS CALLING		yes					3	22-A	34
50473	DARRIEN WILLIAMS	245 NORTH BELLHAVEN	670 Sewer	Bridgett Winters	Jeff Appleton	11/30/2018	TRUE	NEEDS A CALL BACK REGARDING SEWAGE RUNNING IN DITCH	UNSTOPPED M/H MS GG	yes					1	30	56
								Sewer water is running back into the church and into the ditch on side of the church. Says Clearwater has be contacted and come out several times but the problem is constantly reoccurring.									
50498	Darrien Williams	245 Belhaven245 Belhaven	670 Sewer	Bridgett Winters	Jeff Appleton	12/3/2018	TRUE		UNSTOPPED M/H MS GG	yes					1	30	56
50599	JONES	1280 Waxhaw Drive	670 Sewer	Gigi Lewis	Jeff Appleton	12/10/2018	TRUE	SEWER IS BACKING UP AGAIN	PUMP DOWN M/H MS GG	yes					1	21-A	29
		237 North Raceway Rd	670 Sewer			12/14/2018		manhole		yes	2.5	100	no	rainfall	1	29-A	52
		PS-23, North Raceway Road	670 Sewer			12/14/2018		manhole		yes	2.5	3000	no	rainfall	1	29-A	52
		PS-29, South Colorado	670 Sewer			12/14/2018		manhole		yes	1.5	1000	no	rainfall	1	22-A	34
		PS-28, South Colorado	670 Sewer			12/14/2018		manhole		yes	1.5	5250	no	rainfall	1	19-A	28
50672	PAMELA JONES	1280 WAXHAW DRIVE	670 Sewer	Bridgett Winters	Jeff Appleton	12/14/2018	FALSE	SEWER IS BACKING UP IN BOTH BATH ROOMS		yes					1	21-A	29
								sewer is backing up again. We cleaned it out over the weekend. Its back up		yes					1	21-A	29
50690	holiday	1257 Waxhaw Drive	670 Sewer	Gigi Lewis	Jeff Appleton	12/17/2018	FALSE			yes							
								sewage backing up- clean out in front- bubbling up near the sidewalk		yes					1	3-D	55
50734	Wilson	342 Cately Street	670 Sewer	Bndgett Winters	Jeff Appleton	12/18/2018	FALSE			yes							



ELEVENTH QUARTERLY REPORT  
JANUARY 2019  
PARTIAL CONSENT DECREE  
U.S. DISTRICT COURT CIVIL ACTION 4:16-cv-00018

50738	Holiday	1257 Waxhaw Drive	670 Sewer	Bridgett Winters	Jeff Appleton	12/18/2018	FALSE	sewer line stopped up and still stopped up- neighbor behind him is stopped up to-	yes						1	21-A	29
50784	anderson	1038 Baskin Drive	670 Sewer	Gigi Lewis	Jeff Appleton	12/19/2018	FALSE	check main	yes						1	21-A	29
50822	Holiday	1257 Waxhaw Drive	670 Sewer	Bridgett Winters	Jeff Appleton	12/20/2018	FALSE	all neighbors on wayside has sewage backing up	yes						1	21-A	29
		262 Wildwood Drive	670 Sewer			12/27/2018		manhole	yes	5.75	1500	no	rainfall		1	27	53
		851 North Theobald	670 Sewer			12/27/2018		cleanout	yes	5.5	400	no	forcemain repair		1	2	5
		Washington Avenue and Theobald Intersection	670 Sewer			12/27/2018		forcemain	yes	54	90000	no	forcemain repair		1	4-B	7
50872	MS STONE	287 PRIMPROSE	670 Sewer	Bridgett Winters	Jeff Appleton	12/27/2018	FALSE	SEWAGE IS BACKING UP	yes						1	12	36
50889	Brooks	845 Ashburn Road	670 Sewer	Bridgett Winters	Jeff Appleton	12/28/2018	FALSE	sewage backing up in the house	yes						3	19-A	28
								sewage coming back into tub and toilet- same thing happened last year new years eve- she cant keep throwing away towels and mopping she has back problems- plumber told her january 2018 it was a city issue and it was a city issue and we fixed it last year,									
50902	Gibson	1794 East Sudan	670 Sewer	Bridgett Winters	Jeff Appleton	12/28/2018	FALSE	now here we are again	yes						3	12	35
								employee moved some leaves an kept going- sewage backing up into the house	yes						3	19-A	28
50907	Brooks	845 Ashburn Road	670 Sewer	Bridgett Winters	Jeff Appleton	12/28/2018	FALSE	foul odor and sewer is overflowing and bottom of toilet-	yes						1	20	28
50910	MS Title Loan	2621 Highway 82 east	670 Sewer	Bridgett Winters	Jeff Appleton	12/28/2018	FALSE	clean out a rear I think	yes						1	21-a	29
50918	PETER HOLIDAY	1257 WAXHAW DRIVE	670 Sewer	Bridgett Winters	Jeff Appleton	12/28/2018	FALSE	SEWER IS BACKING UP-	yes						1	21-a	29
50924	MR ALLEN	1066 BASKIN	670 Sewer	Bridgett Winters	Jeff Appleton	12/28/2018	FALSE	MANHOLE IN THE BACK YARD OVERFLOWING WITH SEWAGE	yes						1	21-a	29
								toilet is filling up and backing up - she doesnt have a clean out was not having problems until you all starting messing with the plumbing	yes						1	21-a	29
50930	Edwards	1228 Wayside Drive	670 Sewer	Bridgett Winters	Jeff Appleton	12/28/2018	FALSE		yes						1	21-a	29
		830 Longwood Drive	670 Sewer			12/30/2018		cleanout	yes	1.5	100	no	rainfall		1	2	5
		851 North Theobald	670 Sewer			12/30/2018		cleanout	yes	1.5	100	no	rainfall		1	2	5
50940	Redmon	1066 Baskins Drive	670 Sewer	Felicia Wilkerson	Jeff Appleton	12/31/2018	FALSE	Sewage backup man hole full of water	yes						1	21-a	29
50941	Miller	1058 Baskin Drive	670 Sewer	Felicia Wilkerson	Jeff Appleton	12/31/2018	FALSE	Sewage backup in sink, tub and toilet	yes						1	21-a	29
								Citizen complains that he has been in contact with public works for the past 3 weeks complains that he only has on working toilet. He says that he was told that the problem is on his side and not city, but he states that there is a man hole in the back of his yard that was put there by the city and that is the cause of the issue. He is also requesting an adjustment on his water bill because his sewage is not being used. He says he has had company for over a week and he has to put trash lining is commode chair to use restroom. Complains that he is given an excuse when he calls. Follow up is requested. Information listed above.									
50942	Robert Anderson	1038 Baskin Dr.	670 Sewer	Bridgett Winters	Jeff Appleton	12/31/2018	FALSE	Kyla Washington	yes						1	21-a	29
50944	brooks	845 Ashburn Road	670 Sewer	Gigi Lewis	Jeff Appleton	12/31/2018	FALSE	c/o near street	yes						3	19-A	28
								we kicking leaves around in the yard and left- she called the mayor and he said he would send someone and no one has come out yet	yes						3	19-A	28
50950	wilson	845 Ashburn Road	670 Sewer	Bridgett Winters	Jeff Appleton	12/31/2018	FALSE	backing up into building	yes						1	21-a	29
50962	hawkins	1065 Baskin Drive	670 Sewer	Gigi Lewis	Jeff Appleton	12/31/2018	FALSE	manhole	yes	2.75	250	no	rainfall		1	27	53
		262 Wildwood Drive	670 Sewer			12/14/20018			yes						3	14	10
49682	smith	535 Holt Collier Street	670 Sewer	Gigi Lewis	Jeff Appleton	10/1/2018	TRUE	c/o is by the curb	no						3	19-A	28
49684	mcnair	806 Hart Drive	670 Sewer	Gigi Lewis	Jeff Appleton	10/1/2018	FALSE	said sewer is running into the storm drain	no						3	19-A	28
								small sewage really badly in her back yard- leave a door knocker	no						1	18	28
49688	Bates	2117 East Alexander	670 Sewer	Bridgett Winters	Jeff Appleton	10/1/2018	TRUE	unstopped cleanout - msuber- bwinters	no								
49689	Jean Reynolds	717 Sutton lane	670 Sewer	Bridgett Winters	Jeff Appleton	10/1/2018	TRUE	sewage backing up at her home - CITY/CWS	no						2	7	16
49697	tharp	1495 West Ollie Circle	670 Sewer	Gigi Lewis	Jeff Appleton	10/1/2018	TRUE	EMPLOYEE IN WATER DEPT - PLEASE HELP	no						2	23	34
								c/o?	no								
								sewage backing up-we was out there a couple of week ago. Its stopped up again this soon, she feels its something wrong	no						1	30	56
49701	Godon	325 Shackelford	670 Sewer	Bridgett Winters	Jeff Appleton	10/1/2018	TRUE	unstopped clean out msuber-bwinters	no						3	17	9
49703	douglas	1405-1415 Old Leland Road	670 Sewer	Gigi Lewis	Jeff Appleton	10/1/2018	TRUE	said c/o is near row. Main one is 1533	no								
								Sink- hole between 172 Clover Cir & 177 Bumuda Dr. in rear of property	no						1	12	38
49705		172 Clover Cir	670 Sewer	Milton Kearney	Jeff Appleton	10/2/2018	FALSE	sewer stopped up backing up- c/o front yard	no						3	14	10
49707	Hughes	732 Orlando Street	670 Sewer	Bridgett Winters	Jeff Appleton	10/2/2018	TRUE	unstopped clean out- msuber- bwinters	no								
49715	Mr. Neal	1914 Michigan Street	670 Sewer	Bridgett Winters	Jeff Appleton	10/2/2018	FALSE	sink hole in yard - its not raining now so please come out IMMEDIATELY ITS BEEN 3 TO 4 MONTHS	no						1	19-B	28
49730	citizen	2117 East Alexander	670 Sewer	Bridgett Winters	Jeff Appleton	10/2/2018	FALSE	sewage backing up - status please	no						1	18	28
								REPORTING A SEWAGE LEAK IN FRONT OF HER YARD	no						2	23	34
49736	YVONE REED	1221 LOURDES	670 Sewer	Bridgett Winters	Jeff Appleton	10/3/2018	FALSE		no								



ELEVENTH QUARTERLY REPORT  
JANUARY 2019  
PARTIAL CONSENT DECREE  
U.S. DISTRICT COURT CIVIL ACTION 4:16-cv-00018

49756	Pomika Shanklin	1136 Groome Street	670 Sewer	Bridgett Winters	Jeff Appleton	10/4/2018	TRUE	sewer stopped up	clean out down repair on property owner- also improper- bwinters-msuber	no						2	23	34
49762	Dwayne Johnson	1433 Old Leland Road	670 Sewer	Bridgett Winters	Jeff Appleton	10/4/2018	TRUE	sewer backing up	clean out down repair on property owner - bwinters-msuber	no						3	17	9
49768	white	978 Patton Drive	670 Sewer	Gigi Lewis	Jeff Appleton	10/4/2018	TRUE	c/o in the rear, sewer main in the rear	unstopped clean out bwinters-msuber	no						1	32-B	20
49775	McDade	2206 Robinson Lane	670 Sewer	Felicia Wikerson	Jeff Appleton	10/5/2018	TRUE	Caving in the front yard from sewage backup	no clean out - bwinters- msuber	no						2	28-A	53
49780	lisby	233 Saint Anthony Street	670 Sewer	Gigi Lewis	Jeff Appleton	10/8/2018	TRUE	sent up by brina in water dept. no idea about c/o	no clean out bwinters-msuber	no						1	10	38
49791	brantley	1205 Cottage Drive	670 Sewer	Gigi Lewis	Jeff Appleton	10/8/2018	FALSE	please check and make necessary repairs		no						3	22-B	30
49797	Jim's cafe	312 Washington ave	670 Sewer	Gigi Lewis	Jeff Appleton	10/8/2018	TRUE	check please, said something about it being in the back	unstopped manhole-msuber-bwinters	no						3	4-B	7
								IDK										
								she has a septic tank- a dip or cave in in the middle of the yard has recently occurred please come out and check it- it's a square that's dipping down - 7x4- send someone from the sewer dept- something is really hard in this area- septic tank is in rear- they have been there for 18 years and now they see an indentation - send an engineer- she wants an expert to come out.										
49801	McDade	2606 Robinson Lane	670 Sewer	Bridgett Winters	Jeff Appleton	10/8/2018	TRUE		no sewer issue also no clean out- msuber-bwinters	no						2	28-A	53
									SHARES A C/O WITH NEIGHBOR. C/O IS BETWEEN THE HOUSES. MARQUES CHECKED C/O IT IS DOWN, SO BLOCKAGE IS BETWEEN C/O AND TOILET GG MS									
49803	JOHNSON	317 North Harvey Street	670 Sewer	Gigi Lewis	Jeff Appleton	10/8/2018	TRUE	no idea about c/o	cleanout down repair on PO - also improper-bwinters	no						1	3-D	55
49813	holler	1721 Lisa Drive	670 Sewer	Gigi Lewis	Jeff Appleton	10/8/2018	FALSE	c/o by house but leak is about 4' from mailbox NO C/O ON ROW		no						2	24	63
49837	brown	524 Comfort Street	670 Sewer	Gigi Lewis	Jeff Appleton	10/9/2018	TRUE	c/o near house.	imprope clean out - no action bwinters-msuber	no						3	17	9
49867	Hudson	537 Carter Street	670 Sewer	Bridgett Winters	Jeff Appleton	10/11/2018	TRUE	sewage stopped up- clean out in alley - rear	unstopped cleanout bwinters-msuber	no						1	3-A	55
								TOP HAS BEEN OFF OF SEWAGE AND ITS BEEN OVER A WEEK SINCE THEY HAVE PUMPED										
49868	CAROLINE DAVENPORT	NORTHVIEW AND Sisson	670 Sewer	Bridgett Winters	Jeff Appleton	10/11/2018	TRUE		fixed bwinters-msuber	no						2	1-A	1-A
49874	clark	304 Raines Lane	670 Sewer	Gigi Lewis	Jeff Appleton	10/11/2018	TRUE	i think c/o is too close to house the call is coming from planning dept	unstopped clean out - bwinters-msuber	no						1	3-D	55
								SEWER IS STOPPED UP HE OF COURSE SAID HES RODDED ALL THE WAY TO MAIN.	improper clean out - no action-bwinters-msuber	no						2	21-B	29
49877	belue	1442 East John Cove	670 Sewer	Gigi Lewis	Jeff Appleton	10/12/2018	TRUE	***DO THEY HAVE PROPER C/O?		no								
49879	Brooks	304 Raines Lane	670 Sewer	Bridgett Winters	Jeff Appleton	10/12/2018	TRUE	sewer backing up	unstopped clean out -bwinters-msuber	no						1	3-D	55
49896	Fry	1029 Holmes Street	670 Sewer	Bridgett Winters	Jeff Appleton	10/15/2018	TRUE	man hole is full	unstopped c/o ms gg	no						2	7	16
49917	carter	710 South Washington Avenue	670 Sewer	Gigi Lewis	Jeff Appleton	10/17/2018	TRUE	not sure about c/o	c/o down ms gg	no						3	13	10
49921	prewitt	116 Goldstein Street	670 Sewer	Gigi Lewis	Jeff Appleton	10/17/2018	TRUE	c/o is at the street	c/o down ms gg	no						3	13	10
49922	edwards	1505 Marilyn Avenue	670 Sewer	Gigi Lewis	Jeff Appleton	10/17/2018	TRUE	co is at the street	c/o down ms gg	no						2	24	32
49924	allen	Debra & Colorado	670 Sewer	Bridgett Winters	Jeff Appleton	10/17/2018	FALSE	repair sewer & water and fix the big pot holes	c/o down ms gg	no						2	24	63
								stopped up sewage- Hughes plumbing says it's a city issue										
49928	weeks	461 Fava Street	670 Sewer	Bridgett Winters	Jeff Appleton	10/18/2018	TRUE		unstopped c/o ms gg	no						3	11	37
49934	johnson	461 fava drive	670 Sewer	Gigi Lewis	Jeff Appleton	10/18/2018	TRUE	???? c/o	unstopped c/o ms gg	no						3	11	37
49949	LATONYA LUCUS	2358 WHIPPORWHILL DRIVE	670 Sewer	Bridgett Winters	Jeff Appleton	10/19/2018	TRUE	SEWAGE IS BACKED UP	c/o down, improper c/o ms gg	no						2	28-A	53
49951	royland	723 South Dyer Circle	670 Sewer	Gigi Lewis	Jeff Appleton	10/19/2018	TRUE	sewer backed up, c/o at the street	unstopped c/o ms gg	no						3	25	12
49962	gaillard	102 South 9th Street	670 Sewer	Gigi Lewis	Jeff Appleton	10/19/2018	TRUE	c/o is at the front	improper clean out bwinters-msuber	no						1	16	54
49965	boykin	710 Sewanee	670 Sewer	Gigi Lewis	Jeff Appleton	10/22/2018	TRUE	c/o at row	unstopped c/o ms gg	no						2	23	34
									break down in line repair on us per ms gg									
49966	johnson	273 North Cotton Drive	670 Sewer	Gigi Lewis	Jeff Appleton	10/22/2018	TRUE	c/o near row	no one was home, tried calling	no						1	9-A	40
								Is here in my office saying her mom has a stoke from Methane gas coming from the sewer- the doctor says this is a contributing factor. Plumber rodded all the way to the street- Willie Davis the contractor said its methane- The paramedics had a loxic test because of the strong odor- Atmos has been called and they said its methane gas from sewer	improper c/o ms gg	no						3	6	13
49968	Tasha Grayson	424 Byrd Street	670 Sewer	Bridgett Winters	Jeff Appleton	10/22/2018	TRUE			no								
49973	coleman	1128 Ciesie Street	670 Sewer	Gigi Lewis	Jeff Appleton	10/22/2018	TRUE	check m/h first thats where stoppage usually is	no c/o ms gg	no						2	23	34
49974	adams	526 East Alexander Street	670 Sewer	Gigi Lewis	Jeff Appleton	10/22/2018	TRUE	c/o at row	unstopped c/o ms gg	no						3	14	10
								car plumbing says his line is clear c/o at row. *****										
49975	weathers	1637 Cypress Ridge Drive	670 Sewer	Gigi Lewis	Jeff Appleton	10/22/2018	TRUE	CALL ME *****	unstopped c/o ms gg	no						3		89
49986	MCDUFFIE	252 Mill Road	670 Sewer	Gigi Lewis	Jeff Appleton	10/22/2018	TRUE	C/O AT STREET	c/o down ms gg	no						1	9-A	40
49987	WALKER	712 South California	670 Sewer	Gigi Lewis	Jeff Appleton	10/22/2018	TRUE	C/O AT STREET	no c/o ms gg	no						2	20	29
								proper clean out with a brick on it- city cut the tree										
49991	Fry	1029 Holmes Street	670 Sewer	Bridgett Winters	Jeff Appleton	10/23/2018	TRUE	down now shes have sewer problems	unstopped clean out -msuber-bwinters	no						2	7	16
50005	wisemen	426 North Shelby Street	670 Sewer	Gigi Lewis	Jeff Appleton	10/23/2018	TRUE	no c/o	repair on property owner-bwinters-msuber	no						1	3-B	55

ELEVENTH QUARTERLY REPORT  
JANUARY 2019  
PARTIAL CONSENT DECREE  
U.S. DISTRICT COURT CIVIL ACTION 4:18-cv-00018

50009	craig	660 Lester Drive	670 Sewer	Gigi Lewis	Jeff Appleton	10/23/2018	TRUE	sewer backing up in house said c/o is by mailbox has no idea about c/o, if she doesnt have one please make contact or call me so i can tell her to call a plumber	clean out down - water leak on property owner-msuber-bwinters	no						1	20	28
50012	washington	2290 whiteoak	670 Sewer	Gigi Lewis	Jeff Appleton	10/24/2018	FALSE			no						2	28-A	53
50014	fry	1029 Holmes Street	670 Sewer	Gigi Lewis	Jeff Appleton	10/24/2018	TRUE	no idea about c/o	unstopped clean out- bwinters-maber	no						2	7	16
50015	Fry	1029 Holmes Street	670 Sewer	Bridgett Winters	Jeff Appleton	10/24/2018	TRUE	still stopped up- he said its clogged up with soap- I told him it may be grease	unstopped cleanout - msuber-bwinters	no						2	7	16
50025	Jamerson	1243 South Theobald Street	670 Sewer	Bridgett Winters	Jeff Appleton	10/25/2018	TRUE	she said when it rains her sewage backed up, someone told her you could better evaluate the problem while it was raining- she wants someone from the sewer dept to call her	Station was charge up- bwinters- msuber	no						1	8	17
50029	Dorothy Lee	1715 Northview Drive	670 Sewer	Bridgett Winters	Jeff Appleton	10/25/2018	FALSE	sink hole is getting worse we put two loads of dirt in it now it has almost swallowed the barrel		no						2	1-A	1-A
50037	STEVENSON	512-514 SOLOMON	670 Sewer	Gigi Lewis	Jeff Appleton	10/26/2018	TRUE	C/O NOT ON ROW, CHECK MAIN AND CALL ME BACK	improper cleanout - man hole down - msuber-bwinters	no						1	16	28
50046	Prewitt	116 Goldstein Street	670 Sewer	Bridgett Winters	Jeff Appleton	10/29/2018	TRUE	the home next door to his home is causing sewage problem. When 116 Goldstein house sewage gets stopped up it effects his home- you all told him both clean outs were down. There are 3 clean outs instead of two three. We keep blowing the line instead of repairing out	unstopped clean out bwinters- msuber	no						3	13	10
50047	Beck	114 Arnold Avenue apt 32	670 Sewer	Bridgett Winters	Jeff Appleton	10/29/2018	TRUE	sewer around the side of her house- owner said it's a city issue- tiles are wet inside of her home - McGarrah told her it's a city issue. Come to her apt she saw yawl at apt 21	no sewer issue cleanout down and manhole down-bwinters-msuber	no						1		65
50080	Lipscom Oil	1625 Highway 1 South	670 Sewer	Bridgett Winters	Jeff Appleton	10/31/2018	TRUE	collapsed line at Exxon- sewage backing up into the office- city said it was an overlooked line.	clean out down- bwinters- msuber	no						2	24	34
50083	WALTER KIMBLE	1241 HWY 1 S	670 Sewer	Bridgett Winters	Jeff Appleton	10/31/2018	TRUE	SEWER LINE IS STOPPED UP	improper clean out - no action bwinters-msuber	no						2	23	34
50087	Walter	1241 Highway 1 South	670 Sewer	Bridgett Winters	Jeff Appleton	10/31/2018	TRUE	He is in my office now saying he paid the plumber of \$200 and its now his line they fixed but the citys line he wants reimbursement. ITS STILL STOPPED UP SEND THE BIG TRUCK ASAP- HE IS STAYING IN A HOTEL BECAUSE OF THIS ISSUE	improper clean out msuber-bwinters	no						2	23	34
50093	willie williams	2730 Aldale Drive	670 Sewer	Bridgett Winters	Jeff Appleton	10/31/2018	TRUE	Hes in my office now complaining about a ongoing stop up- tenants keep moving because of ongoing sewer issue- clean out is in the fence on city row	unstopped cleanout bwinters-msuber	no						2	1	1
50107	DAWKINS	1955 Susan Drive	670 Sewer	Gigi Lewis	Jeff Appleton	11/1/2018	TRUE	ALLEN PLUMBING SAID IT SEEMS TO BE A BREAK DOWN IN THE LINE	Station charged up- msuber - bwinters	no						1	27	42
50108	JOHNSON	412 North 8th Street	670 Sewer	Gigi Lewis	Jeff Appleton	11/1/2018	TRUE	CHECK PLEASE MESSAGE LEFT ON PHONE	no clean out- msuber-bwinters	no						1	18	28
50114	JONES	621 CARSON	670 Sewer	Gigi Lewis	Jeff Appleton	11/1/2018	FALSE	DIG UP AND PLUG SEWER LATERAL ASAP		no						3	14	10
50117	thomas	1241 Highway 1 South	670 Sewer	Gigi Lewis	Jeff Appleton	11/1/2018	TRUE	check mh	unstopped man hole—bwinters-msuber	no						2	23	34
50122	mathews	40 Bonda Drive	670 Sewer	Gigi Lewis	Jeff Appleton	11/2/2018	FALSE	has a huge hole on top of the sewer main in the easement behind her house. Please check and let me know what the plan of action is. Thanks G2		no						3	28-B	70
50127	Blue	2511 North Sarullo Circle	670 Sewer	Bridgett Winters	Jeff Appleton	11/2/2018	TRUE	sewage stopped up- fron yard c/o	clean out down repair on property owner msuber-bwinters	no						1	20	27
50133	Louis Thomas	742 Mayer Street	670 Sewer	Bridgett Winters	Jeff Appleton	11/5/2018	FALSE	man hole is up - sewer issue since Friday- Plumber Louis Thomas		no						2	25	12
50140	Cannon	742 Mayer Street	670 Sewer	Bridgett Winters	Jeff Appleton	11/6/2018	TRUE	improper clean out and pump is being repaired by Webb electric- owner says his clean out is proper	11/6/2018- bwinters- Jeff appleton says its not a city issue- the main is up but not enough to effect just one residence on the street. Mr. Cannon wants to speak to Donde.- bwinters- msuber- pump station was charged up-	no						2	25	12
50142	Jones	40 Bonda Drive	670 Sewer	Gigi Lewis	Jeff Appleton	11/6/2018	FALSE	big hole in back on possibly on top of sewer tap		no						3	28-B	70
50146	YOUNG	645 North Broadway Street	670 Sewer	Gigi Lewis	Jeff Appleton	11/6/2018	TRUE	PLEASE CHECK	unstopped clean out-bwinters-msuber	no						1	3+B	55
50154	Jones	406 North Delta Street	670 Sewer	Bridgett Winters	Donde Baldwin	11/6/2018	FALSE	is in my office now regarding - April 14th a truck struck her home and damaged the sewer line. She needs a letter from us stating the damage was on the property owner not the citys side		no						1	18	28
50164	Piggs	252 Mill Road	670 Sewer	Bridgett Winters	Jeff Appleton	11/7/2018	TRUE	plumber installed clean out- please clear the main city line	dig out msuber - fixed- brian cook	no						1	9-A	40
50166	Citizen	252 Mill Road	670 Sewer	Bridgett Winters	Jeff Appleton	11/7/2018	TRUE	sewage stopped up in the back yard	dig out needed fixed temp. msuber bwinters	no						1	9-A	40
50180	kimberly stewart	1315 East John Street	670 Sewer	Bridgett Winters	Jeff Appleton	11/8/2018	TRUE	sewer backing up -no clean out	unstopped clean out bwinters - msuber	no						1	21-A	28
50181	rosie Scott	1148 Cilesta Street	670 Sewer	Bridgett Winters	Jeff Appleton	11/8/2018	TRUE	sewer stopped up	clean out down repair on property owner bwinters-msuber	no						2	23	34
50186	RODRICK BROWN	1738 SPRUCE STREET	670 Sewer	Bridgett Winters	Jeff Appleton	11/8/2018	TRUE	HAS SEWAGE BACKING UP	unstopped clean out bwinters-msuber	no						1	19-B	28
50187	Bew	619 Cross Street	670 Sewer	Bridgett Winters	Jeff Appleton	11/8/2018	TRUE	sewage stopped up we have been there multiple times	clean out down at the ROW-bwinters-msuber	no						1	2	5
50188	Bradford	536 Backwith Street	670 Sewer	Bridgett Winters	Jeff Appleton	11/8/2018	TRUE	sewage stopped up - clean out in front yard near street	unstopped clean out bwinters- msuber	no						3	6	13

ELEVENTH QUARTERLY REPORT  
JANUARY 2019  
PARTIAL CONSENT DECREE  
U.S. DISTRICT COURT CIVIL ACTION 4:16-cv-00018

50203	JONES	536, 544 & 555 Elizabeth	870 Sewer	Gigi Lewis	Jeff Appleton	11/9/2018	FALSE	dig up and plug	no							3	17	9
50204	jones	sicity street addresses	870 Sewer	Gigi Lewis	Jeff Appleton	11/9/2018	FALSE	dig up and plug 521, 527, 533, 535, 603, 607, 611, 612, 615 Sicity	no							3	17	9
50211	Zanders	851 Hart Drive	670 Sewer	Bridgett Winters	Jeff Appleton	11/13/2018	TRUE	sewer stopped - Mayor texted you all and ask you to come out on yesterday	pump station was charged up - bwinters-msuber	no						3	19-A	28
50212	leisure	1845 Palmyra Drive	670 Sewer	Gigi Lewis	Jeff Appleton	11/13/2018	TRUE	said sewer is stopped up, no c/o but m/h is in front of her house	man holes were charged up -bwinters-msuber	no						1	27	42
50216	redmon	1410 Booker Street	670 Sewer	Gigi Lewis	Jeff Appleton	11/13/2018	TRUE	possible sewer collapsed in center of street, called bryan cook ASAP	repair made - msuber-bwinters	no						1	8	17
50223	McGinnist	838 Bolivar Street	670 Sewer	Bridgett Winters	Jeff Appleton	11/13/2018	FALSE	large hole in the street- block off the street	no							3	16	54
50229	ricks express/comer market	2309 Highway 1 South	670 Sewer	Gigi Lewis	Jeff Appleton	11/13/2018	TRUE	no idea about c/o	property owner- responsibility = mauber - bwinters	no						2	28-A	53
50230	newsome	512 & 516 Locust Street	670 Sewer	Gigi Lewis	Jeff Appleton	11/13/2018	TRUE	c/o is near house, said last time we were out it was main line	pump station was charged up-bwinters-msuber	no						1	3-B	55
50232	LOCKRIDGE	623 West McCorkle Circle	670 Sewer	Gigi Lewis	Jeff Appleton	11/13/2018	TRUE	SAID SHE IS DISABLE AND SHE CANT FLUSH TOILETS. NO IDEA ABOUT C/O.	pump station charged up- msuber-bwinters	no						1	20	28
50241	CANNON	742 Mayer Street	670 Sewer	Gigi Lewis	Jeff Appleton	11/14/2018	TRUE	Citizen brought pictures of the full manhole taken on 11/12/18 he has had issues since 11/2/18. please check this m/h and advise, please call me back so that i can make contact with Mr. Cannon and let him know what the plan of action is or what action he needs to take.	man holes are down repair on property owner- bwinters-msuber	no						2	25	12
50242	howard	370 Stockton Drive	670 Sewer	Gigi Lewis	Jeff Appleton	11/14/2018	TRUE	sewer blocked	unstopped clean ut bwinters- msuber	no						1	30	56
50243	Howard	636 East Walthal	670 Sewer	Bridgett Winters	Jeff Appleton	11/14/2018	FALSE	truck stuck in hole dug by city - sewer line repair next door to this address- he needs truck removed and hole covered up	no							3	6	13
50247	Fry	1029 Holmes Street	670 Sewer	Bridgett Winters	Jeff Appleton	11/15/2018	TRUE	Sewage is backing up - ongoing complaints	clean out is down-msuber-bwinters	no						2	7	18
50275	moneal	787 Shannon Street	670 Sewer	Gigi Lewis	Jeff Appleton	11/16/2018	TRUE	c/o near street	UNSTOPPED CLEANOUT MS GG	no						1	32-A	21
50276	mcgarh	1728 Northview Drive	870 Sewer	Gigi Lewis	Jeff Appleton	11/16/2018	FALSE	please check this	no							2	1-A	1-A
50277	moble	1630 Bay Street apt A	870 Sewer	Gigi Lewis	Jeff Appleton	11/16/2018	TRUE	has been having problems since city last did work in that area	UNSTOPPED C/O MS GG	no						1	32-B	20
50279	Boykins	1526 Booker Street	870 Sewer	Bridgett Winters	Jeff Appleton	11/16/2018	TRUE	she is having sewage backing up inside her home-happens every year- clean out in front of home	C/O IMPROPER AND FULL OF MUD MS GG	no						1	8	17
50284	FELIX ZANDERS	851 HART DRIVE	670 Sewer	Bridgett Winters	Jeff Appleton	11/16/2018	TRUE	SEWER IS BACKED UP	unstopped clean out bwinters-msuber	no						3	19-A	28
50289	greer	102 South 9th Street	670 Sewer	Gigi Lewis	Jeff Appleton	11/19/2018	TRUE	sewer is stopped up. He has a new c/o on the out side of the fence. This problem has been going on since the middle of october. PLEASE GO SEE WHAT IS GOING ON!! The tenant is calling everyday because raw sewage is backing up in her home	clean out down repar on property owner musber-bwinters	no						1	19-B	54
50291	allen	1430 Genie Fairway	670 Sewer	Gigi Lewis	Jeff Appleton	11/19/2018	TRUE	sewer issue please check, was supposed to have been turned in a week or so ago, no record found said only one bathroom is stopped up, i told her that if it was a city issue then everything should be backed up, she insist we come check it	UNSTOPPED C/O MS GG	no						3	9-B	40
50292	walker	828 North Ingram Circle	670 Sewer	Gigi Lewis	Jeff Appleton	11/19/2018	FALSE	sewer issues	Unstopped clean out bwinters- msuber	no						2	26	45
50293	davis	2529 St James	670 Sewer	Gigi Lewis	Jeff Appleton	11/19/2018	TRUE	check main again	unstopped clean out bwinters-msuber	no						1	30	56
50294	leisure	1845 Palmyra Drive	670 Sewer	Gigi Lewis	Jeff Appleton	11/19/2018	TRUE	the street is caving in and sewer backing up	no							1	27	42
50295	williams	3112 East Alexander Street	670 Sewer	Gigi Lewis	Jeff Appleton	11/19/2018	FALSE	sewer backed up- clean out on side	UNSTOPPED C/O MS GG	no						1	30	24
50298	Leavell	1929 Tucker Street	670 Sewer	Bridgett Winters	Jeff Appleton	11/19/2018	TRUE	BACKING UP IN HOUSE	UNSTOPPED C/O MS GG	no						1	19-B	28
50300	DAWKINS	1855 Susan Drive	670 Sewer	Gigi Lewis	Jeff Appleton	11/19/2018	TRUE	rod out the city sewer line- front yard near the street- clean out	UNSTOPPED C/O MS GG	no						1	27	42
50319	williams	1526 Booker Street	670 Sewer	Bridgett Winters	Jeff Appleton	11/20/2018	TRUE	Marcus said they need camera to find problem	IMPROPER C/O MS GG	no						1	8	17
50326	Roy Dawkins	1955 Susan Drive	670 Sewer	Bridgett Winters	Jeff Appleton	11/20/2018	FALSE	sewer backing up - has for one year- under age kids at the home	no							1	27	42
50328	Ora Henderson	815 Guerdon Road	670 Sewer	Bridgett Winters	Jeff Appleton	11/20/2018	FALSE	sewer backing up	UNSTOPPED C/O MS GG	no						2	26	45
50351	Danny Baw	758 Nelson Street	870 Sewer	Bridgett Winters	Jeff Appleton	11/21/2018	TRUE	Sewer backup	no							1	3-D	55
50359	Green	130 Pauline Street	870 Sewer	Felicia Wilkerson	Jeff Appleton	11/21/2018	FALSE	clean out down repar on property owner- bwinters-msuber	no							1	10	38
50362	lockridge	623 McCorkle	870 Sewer	Gigi Lewis	Jeff Appleton	11/26/2018	TRUE	no clean out bwinters- msuber	no							1	20	28
50363	Canada	446 N. Elght St.	870 Sewer	Felicia Wilkerson	Jeff Appleton	11/26/2018	TRUE	unstoppedf clean out bwinters- msuber	no							1	18	28
50364	hall	627 West McCorkle Circle	670 Sewer	Gigi Lewis	Jeff Appleton	11/26/2018	TRUE	please check	no							1	20	28
50365	jackson	647 West McCorkle Circle	670 Sewer	Gigi Lewis	Jeff Appleton	11/26/2018	FALSE	please check	no							1	20	28
50366	spalounge	351 South Theobald Street	870 Sewer	Gigi Lewis	Jeff Appleton	11/26/2018	TRUE	please check	unstopped clean out bwinters-msuber	no						3	4-A	7
50368	MCCRARY	929 South Delesseps Street	670 Sewer	Gigi Lewis	Jeff Appleton	11/26/2018	TRUE	C/O NEAR STREET	clean out down also improper clean out bwinters-msuber	no						2	7	16
50369	jones	1347 East John Street	670 Sewer	Gigi Lewis	Jeff Appleton	11/26/2018	TRUE	sewer backing up	unstopped clean out bwinters-msuber	no						1	21-A	29
50370	hobbs	1720 Northview Drive	670 Sewer	Gigi Lewis	Jeff Appleton	11/26/2018	TRUE	plumber says on city, improper c/o	unstopped clean out- bwinters- msuber	no						2	1-A	1-A
50371	jones	1280 Waxhaw Drive	670 Sewer	Gigi Lewis	Jeff Appleton	11/26/2018	TRUE	sewer in the rear, c/o in the rear	unstopped clean out - bwinters- msuber	no						1	21-A	29
50372	hawkins	935 Dalryva Street	670 Sewer	Gigi Lewis	Jeff Appleton	11/26/2018	TRUE	no idea about c/o john took call	unstopped clean out bwinters- msuber	no						1	8	17
50375	DANNEY BEW	758 NELSON STREET	670 Sewer	Bridgett Winters	Jeff Appleton	11/26/2018	TRUE	SEWAGE IS RUNNING INTO NORTH ST SEWAR LINE	unstopped cleanout bwinters-msuber	no						1	3-D	55
50377	Lockridge	623 West McCorkle Circle	670 Sewer	Bridgett Winters	Jeff Appleton	11/26/2018	TRUE	sewage backing into the house	clean out down-repair on property owner- msuber-bwinters	no						1	20	28



ELEVENTH QUARTERLY REPORT  
JANUARY 2019  
PARTIAL CONSENT DECREE  
U.S. DISTRICT COURT CIVIL ACTION 4:16-cv-00018

50384	Citizen	3555 Forrest Drive	670 Sewer	Bridgett Winters	Jeff Appleton	11/28/2018	TRUE	sewage backing up into both residence	no sewer issue found on city side- man hole down b/winters-msuber	no							2	29	25
50386	jones	1824 Debra Drive	670 Sewer	Gigi Lewis	Jeff Appleton	11/28/2018	TRUE	c/o on row	unstopped clean out b/winter-msuber	no							2	24	63
50388	davis	330 Ohio Street	670 Sewer	Gigi Lewis	Jeff Appleton	11/28/2018	TRUE	no idea about c/o	unstopped clean out b/winters-msuber	no							1	30	58
50389	adams	3555 Forest Drive	670 Sewer	Gigi Lewis	Jeff Appleton	11/28/2018	TRUE	sewer backing up in house	man hole & clean out down- b/winters-msuber	no							2	29	25
50390	adams	3561 Forest Drive	670 Sewer	Gigi Lewis	Jeff Appleton	11/28/2018	TRUE	sewer was backing up over weekend	clean out & man hole down- msuber-b/winters	no							2	29	25
50391	may jr.	271 West Reed Road	670 Sewer	Gigi Lewis	Jeff Appleton	11/28/2018	FALSE	c/o is in rear near house. Sewer main is in easement behind houses		no							1	9-A	40
50403	Frank Smith	855 Guerdon Road	670 Sewer	Bridgett Winters	Jeff Appleton	11/27/2018	FALSE	sewage backing up-clean out in front of home	DUPLICATE 50349	no							2	28	45
50404	Stewart	1315 E. John St.	670 Sewer	Felicia Wilkerson	Jeff Appleton	11/27/2018	TRUE	**** FOUND HOLE IN SEWER LINE GG	unstopped clean out - msuber-b/winters	no							1	21-A	29
50406	Coleman	1128 Cilesta Street	670 Sewer	Felicia Wilkerson	Jeff Appleton	11/27/2018	TRUE	Sewer back up	unstopped clean out b/winters-msuber	no							2	23	34
50407	Brown	428 Alexander	670 Sewer	Felicia Wilkerson	Jeff Appleton	11/27/2018	TRUE	Sewer back up	unstopped clean out, improper clean out-b/winters-msuber	no							3	14	10
50428	Barber	1244 Garden Drive	670 Sewer	John Goodwin	Jeff Appleton	11/28/2018	TRUE	Sewer Backing up, cleanout near mailbox called 11/30/2018 again 12/3/2018	UNSTOPPED C/O MS GG	no							3	22-B	30
50440	Sanderson	629 Sampson Road	670 Sewer	Bridgett Winters	Jeff Appleton	11/28/2018	FALSE	top to the man hole is off- safety issue - stolen- near the side of the street- safety hazard for children- top fall inside of the hole		no							1	2	4
50442	Jones	610 E. McCorkle	670 Sewer	Felicia Wilkerson	Jeff Appleton	11/28/2018	FALSE	Sewer request backup		no							1	20	28
50450	Parker England	1140 Garnwyn Drive	670 Sewer	Bridgett Winters	Jeff Appleton	11/29/2018	TRUE	when it rains sewage is slow draining- blow out the line- his plumber has been there already	C/O DOWN MS GG	no							1	9-B	39
50456	McGarrah	1343 East John Street	670 Sewer	Bridgett Winters	Jeff Appleton	11/29/2018	TRUE	clean out in the street is full of sewage- man hole up	UNSTOPPED C/O MS GG	no							1	21-A	29
50457	Welch	1109 S Raceway Rd	670 Sewer	John Goodwin	Jeff Appleton	11/29/2018	TRUE	Water backing up out of manhole in yard	NO SEWER ISSUES MS GG	no							3	29	26
50483	Bew	756 Nelson Street	670 Sewer	Bridgett Winters	Jeff Appleton	11/29/2018	TRUE	calls everyday about sewer problem- please leave him a door knocker- go out the back to North street- ongoing problem	C/O UNSTOPPED PROBLEM ON P/O MS GG	no							1	3-D	55
50488	Bobby Beauchannon	1343 East John	670 Sewer	Bridgett Winters	Jeff Appleton	11/29/2018	TRUE	blow out sewer line	UNSTOPPED C/O MS GG	no							1	21-A	29
50471	willie williams	519 South Main Street	670 Sewer	Bridgett Winters	Jeff Appleton	11/30/2018	TRUE	is in my office now complaining about an own going sewer issue- he said weve been out there at least 8 time already- dig the line up is his recommendation- SEWAGE BACKING UP	UNSTOPPED IMPROPER C/O MS GG	no							3	13	10
50484	MASON	311 South Harvey Street	670 Sewer	Gigi Lewis	Jeff Appleton	12/3/2018	TRUE	PLEASE CHECK, C/O NEAR STREET	C/O DOWN REPAIR ON P/O MS GG	no							3	4-A	7
50504	McGarrah Agency's	431 McAllister Street	670 Sewer	Bridgett Winters	Jeff Appleton	12/4/2018	TRUE	sewage stopped up on the city side	UNSTOPPED C/O MS GG	no							1	3-C	55
50505	Swindle	420 south washington Ave re	670 Sewer	John Goodwin	Jeff Appleton	12/4/2018	FALSE	sewer stopped up - water standing in cleanout	IMPROPER C/O MS GG	no							1	3-C	55
50508	swindle	420 south washington rear	670 Sewer	Gigi Lewis	Jeff Appleton	12/4/2018	TRUE	sewer is backing up has a c/o john took call	DUPLICATE 50505 GG	no							1	3-C	55
50510	CARTER	309 Redbud Street	670 Sewer	Gigi Lewis	Jeff Appleton	12/4/2018	TRUE	SEWER BACKING UP, NO IDEA ABOUT C/O	IMPROPER C/O MS GG	no							1	3-D	55
50524	DURHAM	1010 North Dyer Circle	670 Sewer	Gigi Lewis	Jeff Appleton	12/4/2018	TRUE	THINKING ITS IMPROPER	no c/o also m/h down ms gg	no							2	25	12
50535	Hawkins	429 4th Street	670 Sewer	Bridgett Winters	Jeff Appleton	12/5/2018	TRUE	NO IDEA ABOUT C/O TAKEN BY DONDE	cleanout down by row ms gg	no							3	16	54
50538	ruby	543 San Ambrogio Street	670 Sewer	Bridgett Winters	Jeff Appleton	12/5/2018	FALSE	clean out near street- stopped up	UNSTOPPED C/O MS GG	no							3	17	8
50555	Porter	1777 Northview Drive	670 Sewer	Bridgett Winters	Jeff Appleton	12/6/2018	TRUE	contractor is working in area causing sewer problem	UNSTOPPED C/O MS GG	no							2	1-A	1-A
50557	JONES	1280 Waxhaw Drive	670 Sewer	Gigi Lewis	Jeff Appleton	12/6/2018	FALSE	sewer backing up badly	SEWER ISSUES	no							1	21-A	28
50580	WALKER	712 CALIFORNIA	670 Sewer	Gigi Lewis	Jeff Appleton	12/8/2018	FALSE	WHO KNOWS ABOUT THE C/O		no							2	21-B	29
50582	Hughes Plumbing	1118 Wanda Drive	670 Sewer	Bridgett Winters	Jeff Appleton	12/7/2018	TRUE	stopped up on the city's line- unstop	UNSTOPPED C/O MS GG	no							2	23	34
50584	wright	333 North Theobald Street	670 Sewer	Gigi Lewis	Jeff Appleton	12/7/2018	TRUE	please check	UNSTOPPED C/O MS GG	no							1	3-D	55
50587	Mrs. Campbell	712 East Starling Street	670 Sewer	Bridgett Winters	Jeff Appleton	12/7/2018	TRUE	sewage backing up - manhole in the yard- full	UNSTOPPED C/O MS GG	no							2	15	10
50589	Davenport	413 Maple	670 Sewer	Bridgett Winters	Jeff Appleton	12/7/2018	FALSE	sewer stopped up blow line		no							3	4-A	7
50573	midas muffler	2033 Highway 82 East	670 Sewer	Gigi Lewis	Jeff Appleton	12/10/2018	FALSE	there is a huge hole behind the building. THE HOLE IS IN A EASMENT FOR A SEWER LINE. BRAD SAYS THE HOLE HAS CAUSED A CAVITY 3-4 FT DEEP UNDER CONCRETE GOING BACK TO THE M/H IN THE EASEMENT		no							1	20	28
50575	drakes plumbing	631 East Woodlawn Drive	670 Sewer	Gigi Lewis	Jeff Appleton	12/10/2018	FALSE	man hole is up		no							2	29	25
50582	sutton	2236 Timber Cove	670 Sewer	Gigi Lewis	Jeff Appleton	12/10/2018	FALSE	has c/o	C/O DOWN MS GG	no							2	26-A	53
50583	Holiday	1257 Waxhaw Drive	670 Sewer	Bridgett Winters	Jeff Appleton	12/10/2018	FALSE	sewage has been backing up since the rain-needs help		no							1	21-A	29
50584	Citizen	413 Maples	670 Sewer	Bridgett Winters	Jeff Appleton	12/10/2018	FALSE	sewage backing up- elderly lady		no							3	4-A	7
50586	Drakes Plumbing	631 Woodlawn	670 Sewer	Bridgett Winters	Jeff Appleton	12/10/2018	FALSE	man hole is up		no							2	29	25
50588	BUCHANAN	1343 East John Street	670 Sewer	Gigi Lewis	Jeff Appleton	12/10/2018	FALSE	PLEASE SEE WHAT IS GOING ON AT THIS ADDRESS, THIS IS SECOND TIME IN LESS THAN A MONTH		no							1	21-A	29
50596	TERRELL	649 McAllister Street	670 Sewer	Gigi Lewis	Jeff Appleton	12/10/2018	TRUE	C/O NEAR ALLEY IN REAR	UNSTOPPED C/O MS GG	no							3	13	10
50600	DUNLAP	1900 BLOCK TUCKER	670 Sewer	Gigi Lewis	Jeff Appleton	12/10/2018	FALSE	IN MIDDLE OF STREET FREDDY VERIFIED		no							1	19-B	28
50601	GRAY	452 North 9th Street	670 Sewer	Gigi Lewis	Jeff Appleton	12/10/2018	TRUE	BACKING UP IN HOUSE AGAIN	NO C/O MS GG	no							1	18	28
50605	pork	1173 Lourdes Street	670 Sewer	Gigi Lewis	Jeff Appleton	12/11/2018	TRUE	no idea about c/o	UNSTOPPED IMPROPER C/O THIS TIME ONLY MS GG	no							2	23	34

ELEVENTH QUARTERLY REPORT  
JANUARY 2019  
PARTIAL CONSENT DECREE  
U.S. DISTRICT COURT CIVIL ACTION 4:18-cv-00018

50608	Mills	977 Patton Drive	870 Sewer	Bridgett Winters	Jeff Appleton	12/11/2018	FALSE	sewage stopped up- clean out -rear		no								1	32-B	20
50609	Drakes Plumbing	831 Woodlawn Drive	870 Sewer	Bridgett Winters	Jeff Appleton	12/11/2018	FALSE	man hole still full in Woodlawn	Suber said cook pumped it down 12/11/2018- bwiners	no								2	29	25
50613	Cannon	544 Joann Circle	870 Sewer	Bridgett Winters	Jeff Appleton	12/11/2018	FALSE	clean out in front- clean out in front yard- rains causes stop up		no								1	10	38
50614	Gray	452 North 9th Street	870 Sewer	Bridgett Winters	Jeff Appleton	12/11/2018	FALSE	sewage stopped up been waiting since yesterday-		no								1	18	28
50620	BRADFORD	536 Beckwith Street	870 Sewer	Gigi Lewis	Jeff Appleton	12/11/2018	TRUE	C/O ON ROW	UNSTOPPED C/O MS GG	no								3	6	13
50621	COLEMAN	1128 Cileste Street	870 Sewer	Gigi Lewis	Jeff Appleton	12/11/2018	TRUE	HOME OWNERS INS PAID ROTO ROOTER TO REPLACE SEWER LINE TO HER HOME. THEY DID NOT PUT A C/O ON CITY ROW. TWO C/O NEAR HOUSE	UNSTOPPED C/O MS GG	no								2	23	34
50622	HALL	627 West McCorkle Circle	870 Sewer	Gigi Lewis	Jeff Appleton	12/11/2018	TRUE	PLEASE CHECK, NO IDEA ABOUT C/O JOHN TOOK CALL	UNSTOPPED C/O MS GG	no								1	20	28
50625	MS TITLE LOAN	2621 HWY 82 EAST	870 Sewer	Gigi Lewis	Jeff Appleton	12/11/2018	FALSE	PLEASE CHECK THE M/H BEHIND THE STORE.		no								1	20	28
50631	JONES	1211 South Raceway Road	870 Sewer	Gigi Lewis	Jeff Appleton	12/11/2018	FALSE	No cast iron ring. Lid resting on concrete casting. Rolling up when car runs over. On shoulder of Raceway in front of 1211 south Raceway road. SW Diesel Power.		no								3	29	26
50632	peaches	220 Fulton Street	870 Sewer	Gigi Lewis	Jeff Appleton	12/12/2018	FALSE	c/o near meter		no								3	14	10
50633	washington	1296 Waxhaw Drive	870 Sewer	Gigi Lewis	Jeff Appleton	12/12/2018	FALSE	everytime the city does work on waxhaw she has problems with her sink and tub draining		no								1	21-A	29
50638	WILLIAMS	1245 Park Lane Drive	870 Sewer	Gigi Lewis	Jeff Appleton	12/12/2018	FALSE	NOT SURE ABOUT C/O		no								3	22-B	30
50639	WEBB	322 West Moore Street	870 Sewer	Gigi Lewis	Jeff Appleton	12/12/2018	FALSE	C/O AT ROW		no								3	6	13
50640	ISTORAGE (UNCLE BOBS)	2201 EAST REED ROAD	870 Sewer	Gigi Lewis	Jeff Appleton	12/12/2018	FALSE	C/O BY BUILDING, WAS TOLD TO GET A PLUMBER, WANTS US TO CHECK MAIN		no								3	29-A	52
50643	BEW	619 Cross Street	870 Sewer	Gigi Lewis	Jeff Appleton	12/12/2018	TRUE	THE OWNER HAS A PROPER C/O, HE SAID A CW EMPLOYEE CAME TO INVESTIGATE THE PROBLEM, IT IS A BREAKDOWN IN THE STREET AD WILL HAVE TO BE DUG OUT. ****PLEASE ROD OUT THE LINE FROM THE PROPER C/O TO GIVE HIMN SOME RELIEF UNTIL THE WORK CAN BE PERFORMED	c/o's down and m/h's down the repair is on the property owner ms gg	no							1	2	5	
50644	Jones	1280 Waxhaw Drive	870 Sewer	Bridgett Winters	Jeff Appleton	12/12/2018	FALSE	sewer backing up- PLEASE LEAVE HER A DOOR KNOCKER TO LET HER KNOW WHAT THE PROBLEM IS AND IF ITS BEEN RESOLVED. THANKS		no								1	21-A	29
50651	sonic	729 East Reed Road	870 Sewer	Gigi Lewis	Jeff Appleton	12/13/2018	FALSE	mh out front almost full, sewer backing up into store		no								3	9-B	40
50653	JONES	1347 East John Street	870 Sewer	Gigi Lewis	Jeff Appleton	12/13/2018	FALSE	SEWER ISSUES AGAIN THIS IS THE		no								1	21-A	29
50654	McGarh Agency	1648 Hospital Street	870 Sewer	Bridgett Winters	Jeff Appleton	12/13/2018	FALSE	clean out by the street- stopped up on the city side		no								1	18	28
50666	n/a	551 North 7th Street	870 Sewer	Freddie Johnson	Jeff Appleton	12/14/2018	FALSE	sewer backing up in house		no								1	18	28
50670	scoops	1512 Highway 1 South	870 Sewer	Gigi Lewis	Jeff Appleton	12/14/2018	FALSE	the sewer is trying to back up in the building		no								2	24	32
50671	wilson	3557 South Woodlawn Drive	870 Sewer	Gigi Lewis	Jeff Appleton	12/14/2018	FALSE	backing up into house, c/o is at street		no								2	29	25
50674	FLEMING	497 Rubye Drive	870 Sewer	Gigi Lewis	Jeff Appleton	12/14/2018	FALSE	ALLEN PLUMBING SAYS THAT SHE HAS MUD IN ONE OF HER C/O'S SHE HAS 3 IT IS A SEWER LINE GOING TO THE EASEMENT IN THE BACK		no							3	11	37	
50678	HAWKINS	1065 Baskin Drive	870 Sewer	Gigi Lewis	Jeff Appleton	12/14/2018	FALSE	SAID WE SHOULD KNOW THE PROBLEM		no								1	21-A	29
50680	HARRIS	1244 Waxhaw Drive	870 Sewer	Gigi Lewis	Jeff Appleton	12/14/2018	FALSE	SHE SAID SHE HAS A C/O BUT IM NOT SO SURE		no								1	21-A	29
50682	MICHAEL	729 Kerry Street	870 Sewer	Gigi Lewis	Jeff Appleton	12/14/2018	FALSE	NO IDEA ABOUT C/O		no								1	32-B	21
50684	SIMS	938 South Shelby Street	870 Sewer	Gigi Lewis	Jeff Appleton	12/14/2018	FALSE	C/O?		no								2	5	14
50685	MS Title Loan	2621 Highway 82	870 Sewer	Bridgett Winters	Jeff Appleton	12/14/2018	FALSE	sewage backing up - come out to the business- normally stopped up on Turin		no								1	20	28
50694	Flemmings	497 Rubye Drive	870 Sewer	Bridgett Winters	Jeff Appleton	12/17/2018	FALSE	sewage still backin up -LEAVE A DOOR KNOCKER		no								3	11	37
50698	hall	627 West McCorkle Circle	870 Sewer	Gigi Lewis	Jeff Appleton	12/17/2018	FALSE	no idea about c/o		no								1	20	28
50699	norman	627 valiant	870 Sewer	Gigi Lewis	Jeff Appleton	12/17/2018	FALSE	land lord keeps saying they have called, we have no record. Renter said c/o is close to house. *****PLEASE CALL ME BACK, OWNER HAS SMALL CHILDREN & WORKS IN INDIANOLA		no								3	4-A	7
50704		729 Kerry St	870 Sewer	Milton Kearney	Jeff Appleton	12/17/2018	FALSE	Sewer blockage; c/o?		no								1	32-B	21
50707	S lee	813 Clay Street	870 Sewer	Bridgett Winters	Jeff Appleton	12/17/2018	FALSE	sewage backing up		no								2	5	14
50713	Lucas	2358 Whip Poor Will Drive	870 Sewer	Bridgett Winters	Jeff Appleton	12/17/2018	FALSE	city says it's the owners-- plumber says it's the city - George Sherdon- she wants to make an appointment for you all to meet about sewer- Robert King can meet the city employees any time.		no								2	28-A	53
50720	???	2421 North Sarullo Circle	870 Sewer	Gigi Lewis	Jeff Appleton	12/17/2018	FALSE	NO IDEA ABOUT C/O		no								1	20	27
50721	Williams	1019 West Ohea Street	870 Sewer	Milton Kearney	Jeff Appleton	12/18/2018	FALSE	Sewer blockage, c/o front.		no								1	3-D	55
50733	Mills	977 Patton Drive	870 Sewer	Bridgett Winters	Jeff Appleton	12/18/2018	FALSE	sewage backing up please unstop		no								1	32-B	20
50737	Ramsey	993 Thornton Street	870 Sewer	Bridgett Winters	Jeff Appleton	12/18/2018	FALSE	clear sewage drain it's backing up into the tub		no								1	32-B	20
50749	SANDERS	629 Sampson Road	870 Sewer	Bridgett Winters	Jeff Appleton	12/18/2018	FALSE	MAN HOLE COVER FELL IN THE HOLE-SAFETY HAZARD KIDS PLAYING IN THE SEWER HOLE		no								1	2	4
50752	wilson	940 Cannon Street	870 Sewer	Gigi Lewis	Jeff Appleton	12/19/2018	FALSE	said he has a c/o		no								3	25	12
50753	brown	1448 Roosevelt Street	870 Sewer	Gigi Lewis	Jeff Appleton	12/19/2018	FALSE	sewer is stopped up		no								1	8	17
50755	mays	1428 South Theobald Street	870 Sewer	Gigi Lewis	Jeff Appleton	12/19/2018	FALSE	has c/o		no								1	8	17
50758	wilson	940 Cannon Street	870 Sewer	Gigi Lewis	Jeff Appleton	12/19/2018	FALSE	c/o		no								3	25	12



ELEVENTH QUARTERLY REPORT  
JANUARY 2019  
PARTIAL CONSENT DECREE  
U.S. DISTRICT COURT CIVIL ACTION 4:16-cv-00018

50763	ramsey	993 Thornton Street	670 Sewer	Gigi Lewis	Jeff Appleton	12/19/2018	FALSE	said c/o is at the street	no						1	32-B	20
50765	hudson	528 north shelby	670 Sewer	Gigi Lewis	Jeff Appleton	12/19/2018	FALSE	c/o at alley	no						1	3-B	55
50766	martin	1122 Fairview Avenue	670 Sewer	Gigi Lewis	Jeff Appleton	12/19/2018	FALSE	no c/o at the street	no						3	25	11
50767	dotson	1756 Debra Drive	670 Sewer	Gigi Lewis	Jeff Appleton	12/19/2018	FALSE	c/o?	no						2	24	63
50769	moore	1164 Cileste Street	670 Sewer	Gigi Lewis	Jeff Appleton	12/19/2018	FALSE	the hole where a utility repair was done was never filled in	no						2	23	34
50770	Hudson	528 N. Shelby St.	670 Sewer	Milton Kearney	Jeff Appleton	12/20/2018	FALSE	Apt. building has sewer blockage; c/o rear.	no						1	3-B	55
50771	LOTTIE YOUNG	1545 N BROADWAY	670 Sewer	Bridgett Winters	Jeff Appleton	12/20/2018	FALSE	COME BLOW OUT SEWER HOLE PLEASE	duplicate 50773						1	3-B	55
50773	Young	645 North Broadway Street	670 Sewer	Bridgett Winters	Jeff Appleton	12/20/2018	FALSE	sewage stopped up - this happens every month	duplicate 50771						1	3-B	55
50784	sawyer	515 west chas	670 Sewer	Gigi Lewis	Jeff Appleton	12/20/2018	FALSE	disabled child, sewer backing up	no						1	3-D	55
50785	lee	1741 Northview Drive	670 Sewer	Gigi Lewis	Jeff Appleton	12/20/2018	FALSE	sewer backing up	no						2	1-A	1-A
50786	scoops	1512 Highway 1 South	670 Sewer	Gigi Lewis	Jeff Appleton	12/20/2018	FALSE	sewer backing up in building	no						2	24	32
50787	bridges	425 South Rebecca Drive	670 Sewer	Gigi Lewis	Jeff Appleton	12/20/2018	FALSE	c/o at street	no						3	9-B	40
50788	holiday	1257 Waxhaw Drive	670 Sewer	Gigi Lewis	Jeff Appleton	12/20/2018	FALSE	7 Co	no						1	21-A	29
50791	martin	745 West Clay Street	670 Sewer	Gigi Lewis	Jeff Appleton	12/20/2018	FALSE	sewer goes out the rear and over to dunesseps	no						2	4	14
50800	white	1725 East Alexander Street	670 Sewer	Gigi Lewis	Jeff Appleton	12/21/2018	FALSE	said she has been stopped a while she 92 i am enclosing a picture of how her sewer runs. it actually goes to colorado. c/o is in the back.	no						1	16	28
50801	ward	1221 Ridge Avenue	670 Sewer	Gigi Lewis	Jeff Appleton	12/21/2018	FALSE	said m/h just north of his address is stopped up	no						1	9-A	40
50806	helma	1422 Booker Street	670 Sewer	Gigi Lewis	Jeff Appleton	12/21/2018	FALSE	no c/o	no						1	8	17
50808	parker	1016 Duncan Drive	670 Sewer	Gigi Lewis	Jeff Appleton	12/21/2018	FALSE	not sure about c/o	no						2	1-A	1-A
50811	APARTMENTS	516-526 NORTH SHELBY	670 Sewer	Gigi Lewis	Jeff Appleton	12/21/2018	FALSE	PLEASE CHECK COMPLEX STOPPED UP	no						1	3-B	56
50821	Williams	1026 Cannon Street	670 Sewer	Bridgett Winters	Jeff Appleton	12/26/2018	FALSE	sewers stopped up c/o rear	no						3	25	12
50823	Byars	3112 East Alexander Street	670 Sewer	Bridgett Winters	Jeff Appleton	12/28/2018	FALSE	sewer backing up - call before you come, if possible, he wants to be there- leave a door knocker please	no						1	30	24
50824		634-636 n Theobald St	670 Sewer	Milton Kearney	Jeff Appleton	12/28/2018	FALSE	Sewer blockage, can check. Between houses	no						1	3-B	55
50825	Liddell	306 South Florida Street	670 Sewer	Bridgett Winters	Jeff Appleton	12/26/2018	FALSE	trash equipment broke his clean out and is causing major sewer issues- the clean out is near the stop sign city equipment broke it off. The hole is now filled with dirt- equipment cut it off	no						1	19-B	28
50827	Tommy Lee	1741 Northview Drive	670 Sewer	Bridgett Winters	Jeff Appleton	12/26/2018	FALSE	sewer stopped up - clean out at street	no						2	1-A	1-A
50833	Clinton Moore	1164 Cileste Street	670 Sewer	Bridgett Winters	Jeff Appleton	12/26/2018	FALSE	been on waiting list for a month - fill hole- pipes still exposed - sewer and water was replaced- front yard	no						2	23	34
50836	Wilkins	2415 North Sanulo Circle	670 Sewer	Bridgett Winters	Jeff Appleton	12/26/2018	FALSE	sewage backing up	no						1	20	27
50839	Masen	311 South Harvey Street	670 Sewer	Bridgett Winters	Jeff Appleton	12/26/2018	FALSE	sewage backing up- clean out at street	no						3	4-A	7
50840	PETER HOLIDAY	1257 WAXHAW DRIVE	670 Sewer	Bridgett Winters	Jeff Appleton	12/26/2018	FALSE	SEWAGE IS STOPPED BACK UP	no						1	21-A	29
50847	V Lee	1741 Northview Drive	670 Sewer	Bridgett Winters	Jeff Appleton	12/27/2018	FALSE	sewer constantly backing up	no						2	1-A	1-A
50849	tommy Lee	1741 Northview Drive	670 Sewer	Bridgett Winters	Jeff Appleton	12/27/2018	FALSE	sewer backing up- proper clean out- City employee	no						2	1-A	1-A
50850	Reynolds	717 Sutton Lane	670 Sewer	Felicia Wilkerson	Jeff Appleton	12/27/2018	TRUE	Sewage request water slow	Done						2	7	16
50851	Whitley	51 Bonda Drive	670 Sewer	Felicia Wilkerson	Jeff Appleton	12/27/2018	TRUE	Sewage Backup	DONE						3	28-B	70
50853	Tackett	266 Gregory Drive	670 Sewer	Bridgett Winters	Jeff Appleton	12/27/2018	FALSE	sewer backing up - plumber said it's a city problem	no						1	27	53
50855	HANNAH CHILLIS	1707 NORTH PEAR LANE	670 Sewer	Bridgett Winters	Jeff Appleton	12/27/2018	FALSE	SEWAGE IS BACKING UP	no						2	24	63
50856	Hawkins	1065 Baskin Drive	670 Sewer	Bridgett Winters	Jeff Appleton	12/27/2018	FALSE	sewage backing up	no						1	21-A	29
50860	Perkins	1417 East John Cove	670 Sewer	Bridgett Winters	Jeff Appleton	12/27/2018	FALSE	sewage backing up	no						3	21-B	29
50862	Burt Stone	297 Primrose Dr	670 Sewer	Bridgett Winters	Jeff Appleton	12/27/2018	FALSE	sewage backing up - clean out full	no						1	12	36
50863	Marie	404 Lincoln Drive	670 Sewer	Bridgett Winters	Jeff Appleton	12/27/2018	FALSE	came into my office complaining about standing water that's gone on for years and years. Come and look while its raining.	no						1	31-B	23
50864	Moore	1164 Cileste Street	670 Sewer	Bridgett Winters	Jeff Appleton	12/27/2018	FALSE	HUGE HOLE LEFT IN her yard now its full of water and has flooded her yard- the hole has been open for a month- its flooding the street and yard- SINK HOLE IS FULL	no						2	23	34
50865	Perkins	1417 East John Cove	670 Sewer	Bridgett Winters	Jeff Appleton	12/27/2018	FALSE	clean out full- 2nd request - front yard - man hole is full	no						3	21-B	29
50866	Ingram	229 S. Beauchamp	670 Sewer	Felicia Wilkerson	Jeff Appleton	12/27/2018	TRUE	Sewage Backup	Done						1	20	28
50867	ANGELA HOWARD	201 DALLAS	670 Sewer	Bridgett Winters	Jeff Appleton	12/27/2018	FALSE	NEEDS A CALL BACK REGARDING HER SEWER backing up	no						1	12	36
50870	Griffin	1053 sisson drive	670 Sewer	Bridgett Winters	Jeff Appleton	12/27/2018	FALSE	water man top is upside down- sewer man has kids playing in it- with sewage	no						2	1-A	1-A
50874	Chilis	1707 North Pear Lane	670 Sewer	Bridgett Winters	Jeff Appleton	12/27/2018	FALSE	sewage backing up- plumber has been there twice- same problem from a couple of years ago	no						2	24	63
50881	anderson	1038 Baskin Drive	670 Sewer	Bridgett Winters	Jeff Appleton	12/28/2018	FALSE	called Wednesday of last week- man hole is full in the back yard	no						1	21-a	29
50883	Bailey	1284 Wayside Drive	670 Sewer	Bridgett Winters	Jeff Appleton	12/28/2018	FALSE	In my office now has an on going sewage problem-Has been to the Mayor and Al Brock several times. He stayed at a hotel for a week earlier this year.	no						1	21-a	29
50887	wells	2231 Haycraft Street	670 Sewer	Bridgett Winters	Jeff Appleton	12/28/2018	FALSE	missed trash can yesterday	no						1	30	56
50900	wilson	845 Ashburn Road	670 Sewer	Bridgett Winters	Jeff Appleton	12/28/2018	FALSE	man hole is stopped up - just had major surgery - backed up since yesterday	no						3	19-A	28
								clean out on the front- plumber can yesterday - MAN HOLE IS FULL	no								

ELEVENTH QUARTERLY REPORT  
JANUARY 2019  
PARTIAL CONSENT DECREE  
U.S. DISTRICT COURT CIVIL ACTION 4:16-cv-00018

50903	Johnson	942 Cannon Street	670 Sewer	Bridgett Winters	Jeff Appleton	12/28/2018	FALSE	sewage backing up- clean out in the alley - stopped up		no						3	25	12
								CLEANOUT BY STOP SIGN HAS NO TOP.										
50905	HENRY LADALE	306 SOUTH FLORIDA STRE	670 Sewer	Bridgett Winters	Jeff Appleton	12/28/2018	FALSE	SEWAGE IS STOPPED UP.. THE WHOLE IS		no						1	19-B	28
50945	johnson	125 Arnold Avenue	670 Sewer	Gigi Lewis	Jeff Appleton	12/31/2018	FALSE	STOPPED UP		no						1	3-C	55
								pleas check all apts are complaining										
								had a plumber out 3 weeks ago, he ran the line to the										
								street- Friday his toilets don't flush at all- \$165.00										
50947	William	631 East Woodlawn Drive	670 Sewer	Bridgett Winters	Jeff Appleton	12/31/2018	FALSE	service call- rain is not an issue		no						2	29	25
50949	brown	1781 East Sudan	670 Sewer	Gigi Lewis	Jeff Appleton	12/31/2018	FALSE	check main		no						3	12	35
50951	williams	1219 Waxhaw Drive	670 Sewer	Gigi Lewis	Jeff Appleton	12/31/2018	FALSE	no c/o		no						1	21-a	29
50954	ANSWERALL	1462 HWY 1 SOUTH	670 Sewer	Bridgett Winters	Jeff Appleton	12/31/2018	FALSE	THE TOILETS ARE STOPPED UP		no						2	23	34
50956	thomas	203 North 6th Street	670 Sewer	Gigi Lewis	Jeff Appleton	12/31/2018	FALSE	C/O AT STREET		no						1	18	28
50958	thomas	203 North 6th Street	670 Sewer	Gigi Lewis	Jeff Appleton	12/31/2018	FALSE	C/O AT STREET		no						2	26	46
50959	galloaway	887 Guerdon Road	670 Sewer	Gigi Lewis	Jeff Appleton	12/31/2018	FALSE	SEWER ISSUES		no						1	9-A	40
50961	watson	1220 West Cotton Drive	670 Sewer	Gigi Lewis	Jeff Appleton	12/31/2018	FALSE	backing up		no						1	32-B	21
50963	marizetta	747 Kerry Street	670 Sewer	Gigi Lewis	Jeff Appleton	12/31/2018	FALSE	check main		no						3	22-A	34
50964	jones	1347 East John Street	670 Sewer	Gigi Lewis	Jeff Appleton	12/31/2018	FALSE	check main		no						3	25	12
50965	rowland	723 South Dyer Circle	670 Sewer	Gigi Lewis	Jeff Appleton	12/31/2018	FALSE	c/o by row		no						2	5	14
50966	sims	938 South Shelby Street	670 Sewer	Gigi Lewis	Jeff Appleton	12/31/2018	FALSE	sewer is backing up		no								

**APPENDIX C**  
**SENATE BILL NO. 3059**



## APPENDIX C

MISSISSIPPI LEGISLATURE

REGULAR SESSION 2018

By: Senator(s) Simmons (12th)

To: Local and Private

### SENATE BILL NO. 3059

1 AN ACT TO AUTHORIZE THE GOVERNING AUTHORITIES OF THE CITY OF  
2 GREENVILLE, MISSISSIPPI, TO TAKE ANY AND ALL ACTIONS NECESSARY TO  
3 ENFORCE THE CITY'S SEWER ORDINANCES AS THEY AFFECT CUSTOMERS WHO  
4 RESIDE OUTSIDE THE CITY'S CORPORATE LIMITS WHO ARE SERVED BY THE  
5 SANITARY SEWER SYSTEM OF THE CITY; AND FOR RELATED PURPOSES.

6 BE IT ENACTED BY THE LEGISLATURE OF THE STATE OF MISSISSIPPI:

7 **SECTION 1.** The governing authorities of the City of  
8 Greenville, Mississippi, are authorized and empowered, in their  
9 discretion, to take any and all actions necessary to enforce the  
10 city's sewer ordinances as they affect customers who reside  
11 outside the city's corporate limits who are served by the sanitary  
12 sewer system of the city. City personnel shall be accompanied by  
13 the County Patrol Officer of Washington County in the event it is  
14 necessary for them to leave the corporate limits of the city to  
15 enforce the sewer ordinances of the city.

16 **SECTION 2.** This act shall take effect and be in force from  
17 and after its passage.



**APPENDIX D**

**CITY OF GREENVILLE LETTER REPORT TO DOJ/EPA  
DATED SEPTEMBER 28, 2018**

City of Greenville, Mississippi



**Errick D. Simmons**  
Mayor

**Office of the Mayor**

**City Council**

Al Brock, Ward 1  
Lois Hawkins, Ward 2  
Carolyn Weathers, Ward 3  
Lurann Thomas, Ward 4  
Tasha Bailey, Ward 5  
James Wilson, Ward 6

340 Main Street • P.O. Box 897 • Greenville, MS 38701 • Telephone: 662-378-1501 • Facsimile: 662-378-0276 • Email: [edsimmons@greenvillems.org](mailto:edsimmons@greenvillems.org)

(SUBMITTED BY ELECTRONIC MAIL ONLY)

September 28, 2018

Ms. Sara Janovitz  
United States Environmental Protection Agency, Region IV  
Water Protection Division  
Sam Nunn Atlanta Federal Center  
61 Forsyth Street, SW  
Atlanta, GA 30303

Natalie Stephenson Beckwith, Esq.  
Attorney-Adviser  
Office of Regional Counsel  
United States Environmental Protection Agency, Region IV  
61 Forsyth Street, SW  
Atlanta, GA 30303

Valerie K. Mann, Esq.  
Environmental Enforcement Section  
ENRD Mailroom Room 2121  
601 D St. NW  
Washington, DC 20004

Mr. Dennis J. Sayre  
Environmental Engineer Inspector  
NPDES Permitting and Enforcement Branch  
Municipal and Industrial Enforcement Section  
Water Protection Division  
United States Environmental Protection Agency, Region IV  
61 Forsyth Street SW  
Atlanta, GA 30303

Re: City of Greenville, Mississippi Request for Extension of Certain Reporting Dates  
Required by Partial Consent Decree.

Dear Sara, Natalie, Valerie, and Dennis:



First, we want to thank you again for taking the time and making the effort to meet with us on August 16, 2018 to discuss the status of the City of Greenville, Mississippi's (City) compliance with the mandates of the Partial Consent Decree in this enforcement action and the financial plight the City faces in completing its obligations to EPA, DOJ, and MDEQ. We also very much appreciate all the others who participated in our presentation, both in person and by phone.

In deciding how to proceed from this point, we thought it best to set forth in this formal request the information we presented informally in our meeting, giving special emphasis to the recommendations you made as we concluded our discussion. All of us want the Administrative Record in this matter to be full, complete, and accurate, to avoid any confusion or misunderstandings in the future. So, we will follow here the general outline of the approach we took in our meeting in Atlanta.

For a starting point, it is imperative that all of us keep clearly in focus the harsh reality that our initial best estimates were that it would cost the citizens of the City over \$18 million to do all things necessary to restore the City's wastewater collection and treatment system to full and continuing compliance with Clean Water Act requirements. That best estimate has now ballooned to about \$40 million, and about one-third of our system remains to be assessed. When those evaluations are finalized, the ultimate cost of meeting the City's obligations under the Partial Consent Decree could explode to \$60 million or more, and that is unthinkable for a community like Greenville, where EPA's Environmental Justice policies and practices must be the polestar for every decision the City Council makes regarding our utility services.

#### 1. Continuing Negative Changes in the Demographic Profile of the City

As I and Vice-Mayor Carolyn Weathers explained during our meeting, the overall demographic profile of the City has been changing for the worse in all categories for over twenty years. Several key factors, confirmed by published federal statistics, are the outmigration of citizens who have contributed the most to the City's tax base in years past, the growing number of citizens who live below the federally-established poverty level, and the radical decline in household incomes, especially among our poorest citizens.

The City of Greenville is currently in a stage of decline marked by a decrease in population density, declining population trends, declining population demographics, declining citizen employment and income levels, buildings falling into disrepair and abandonment, average age increases, and the closing of commercial enterprises. Given these declining trends, the infrastructure footprint remains the same and is in the worst condition ever.

##### a. Continuing and Declining Population Trends and Projections

The City of Greenville has experienced the full cycle of population growth and decline since its founding. Growing steadily until 1960, Greenville experienced a slight decline between 1960 and 1970, a small increase from 1970 to 1980, and then peaked in 1990 at 45,226 persons. From 1990 to 2000, the City's population declined to 41,502, and again to 34,000 in the year

2010. These declines represent a 24% reduction in population with 17 percent occurring from 2000 to 2010, alone. The most recent estimates from the American Community Survey indicate that our population continues to decline with a little over 31,000 persons today.

b. Continuing and Declining Population Demographics

Greenville continues to experience declining population demographics. General trends point to a stable population of older people along with an out-migrating younger population. Loss of population is most likely among people who are more highly educated and higher income, as people with these characteristics are generally the most mobile and likely to seek opportunities elsewhere.

c. Continuing and Declining Citizen Employment and Income Levels

Greenville faces significant economic challenges to growth and prosperity for the City. Employment is fairly low and poverty rates are high. The majority of employment opportunities in Greenville tend to be in the service industry, and these jobs tend to be lower paying and less secure. Median household income is \$29,206. Male median income is \$21,426 with female median income of \$15,084. In our municipal school district, 97% of the student population receives free or reduced lunch. This number is now at 100% due the Universal Feeding Program and high poverty rate in the City.

d. Increasing Poverty

With a 38.6% overall poverty rate and a 53% poverty rate among persons 18 and under, it is inconceivable to expect the City's most vulnerable citizens to spend the greatest portion of their household income on water and sewer services. Given its stage of decline, coupled with its racial makeup, the City's struggle with environmental justice issues continues to escalate. There are 4.03 times more black residents (over 26,000) than any other race in Greenville. The costs to address our infrastructure problems and needs have increased well beyond the financial abilities of the City of Greenville, and are now imposing a heavy burden on our poor (of all races), our elderly living on fixed incomes, and our racial minority populations.

e. Suspension of Unfunded Work Items

Given this bleak outlook, on December 29, 2017, the Greenville City Council entered an Order suspending further sewer rehabilitation work as required under the Partial Consent Decree except for critical repairs, projects funded through the U.S. Army Corps of Engineers Section 592 Grant, Mississippi Department of Environment Quality Sewer Revolving Fund Loans, or HUD Community Development Block Grants (CDBG).

After our August 2018 meeting with you in Atlanta, the Greenville City Council entered another order on August 21, 2018 to suspend even more sewer rehabilitation work required by the Partial Consent Decree except for: the emergency sinking manhole repair at the intersection of Broadway and Alexander Streets; emergency repairs for the Caldwell Drive Sewer Line sinking manhole; Sisson Drive Complete Sewer Rehabilitation; replacement of the Union Street



Sewer Line 18 feet underneath the railroad track; Groups I and II mini systems sanitary sewer evaluation study (SSES) Projects 3 and 4 that cover approximately 141.4 miles of gravity lines and approximately 2471 manholes to be inspected; Group I Mini Systems SSES Project 5; and SSES Project 7, until an Attorney General's opinion is received regarding exceeding Mississippi's Municipal Debt Ceiling Limit, as set pursuant to Miss. Code Ann. Sec. 21-33-303, discussed below.

## 2. Current Status of Completed and Ongoing System Repairs/Upgrades and Pending Deliverables

Notwithstanding the substantially escalating costs for the City to comply with the mandates of the Partial Consent Decree, we have made a valiant and successful effort to stay ahead of our remedial field work across the City, meet the deadlines for the required deliverables, and respond to unexpected problems that require immediate action. Dr. Bill Burle's detailed outline of the circumstances the City has faced, and our responses to both those expected and unexpected incidents, is attached to this request as Exhibit A.

In summary, the status of work required by the Partial Consent Decree to date, as to assessments, deliverables, and field work, is listed below:

- a. Assessment Projects – The City has submitted and received EPA approval for the Sanitary Sewer Evaluation/Rehabilitation (SSER) Work Plan. The SSER work plan initially focused on assessing the Group 1 and 2 mini-systems. To date, the City has cleaned/assessed 68.7% (141.4 miles) of the gravity sewers, inspected 69.0% (2471) of the manholes and cleaned/assessed 30.8% (32) of the pump stations. All of the Group 1 mini-systems have been assessed and the Group 2 mini-systems assessment work will be completed by September 30, 2019.

The Group 3 assessment work began September 1, 2018 and will continue for a one-year period. The Group 3 Evaluation Report will be prepared and delivered to EPA by the December 31, 2019 (January 4, 2020), deadline.

- b. Capacity, Management, Operations & Maintenance (CMOM) Programs – The City has developed the following EPA-approved, CMOM Programs:
  - (1). Sewer Overflow Response Plan (SORP)
  - (2). Emergency Response Plan (ERP)
  - (3). Corrosion Control Programs (CCP)
  - (4). Fats, Oils & Grease (FOG) Control Program

The City will submit the following CMOM Programs to EPA for review/approval on or before the end of this month (September 2018):

- (1). Pump Station Operation & Preventive Maintenance Program
- (2). Gravity Sewer Operation & Preventive Maintenance Program
- (3). Sewer Mapping Program

- c. Rehabilitation Program – The City has completed construction of the Early Action Project. The work was completed approximately 1.5 years ahead of the partial consent decree deadline. A complete description of the project is referenced in Exhibit A. The overall project cost was \$8,118,590.74.

The City has initiated the planning and design phases for the second rehabilitation project which is called the Comprehensive Sanitary Sewer Improvements Project. This project addresses sewer rehabilitation projects located throughout the City (Groups 1/2/3) and at the City's wastewater treatment plant (WWTP). A complete description of the project is referenced in Exhibit A. The construction phase is scheduled to begin in 2019, and will continue into 2021. The overall project cost is estimated to be \$19,694.717.

- d. Ongoing O & M/Emergency Projects – The City is addressing ongoing sanitary sewer O & M/emergency projects. Descriptions of these projects are found in Exhibit A. They are listed below:

- (1). Emergency Manhole Repair Project
- (2). Broadway Street Emergency Manhole Repair Project
- (3). Caldwell Street Emergency Manhole Repair Project
- (4). Emergency Pump Station Rehabilitation Project
- (5). WWTP Clarifier Repair Project
- (6). Private Utility Point Repair Project
- (7). Private Lateral Repair Project

- e. Deadline Extensions – The City has requested deadline extensions for three (3) deliverables: the Mini-System Group 1 Evaluation Report; the Legal Support Program; and the Financial & Cost Analysis Program. The reasons for the deadline extensions are referenced in Exhibit A.

### 3. Current Status of the City's Ability to Both Fund Completion of Scheduled Deliverables and Resolve Unexpected Problems Throughout the System As They Occur

The overall health (or lack of it) of the City's ability to continue doing the work just outlined, not to even mention bracing for more unexpected problems throughout the system as assessments reveal them, boils down to the bottom-line basics of our financial situation, as Mr. Steve Osso, the City's Financial Advisor, presented them during our meeting in Atlanta.

Attached as Composite Exhibit B are Steve's itemized accounting data covering the following: the City Council's August 13, 2018 Sewer Service Charges rate increases; the City's debt profile; the valuation of the City's ad valorem and personal property tax bases; a current and complete Financial Capability Assessment; and 2000 – 2020 (estimated) population trends.

You will recall that Steve stated and explained his considered opinion that the City will reach Mississippi's statutory Municipal Debt Limitation at some point between now and the end



of 2019. He also stated his further opinion that, while the City currently still has some borrowing capability, he would consider it imprudent for the City Council to continue incurring even more debt than the City has the foreseeable ability to repay.

#### 4. Issues Regarding the City's Revenue-Generating Authority

##### a. Legal Issues

Of the several critical limitations the City faces in its efforts to generate revenues to fund all of both the near-term and long-term obligations mandated by the Partial Consent Decree, two particular issues loom large. The first is Mississippi's Municipal Debt Limitation Statute, Mississippi Code Ann. Section 21-33-303, a copy of which is attached as Exhibit C. While this statutory cap on municipal debt has been in our code for many years, there has not yet been a definitive determination regarding its implications, both as to the consequences of exceeding the debt limit and the possible personal liability of elected officials who knowingly decide to do so.

The question of whether Mississippi's Debt Limitation Statute will apply in the City's worsening financial situation is currently referred to the Office of the Mississippi Attorney General for an official opinion. A copy of the Opinion Request is attached as Exhibit D. The pertinent portion of that statute provides as follows:

“[I]n no case shall any municipality contract any indebtedness which, when added to all of the outstanding general obligation indebtedness, both bonded and floating, shall exceed...[t]wenty percent (20%) of the assessed value of all taxable property within such municipality according to the latest completed assessment for taxation....”

Frankly, the staff at the A.G.'s office have previously given us verbal opinions not only that this statute does apply, but that any elected city official who votes in favor of any *successful* motion that resulted in the city's incurring indebtedness that exceeds the 20% “ceiling” would be liable on their bonds for the amount of the overage. We have asked in our Opinion Request that the question of possible personal liability for knowingly violating the statutory prohibition also be addressed in the official answer.

Finally, although we were reluctant to ask this question in a written document (Opinion Requests are also “public documents,” and we were not particularly interested in putting anything about bankruptcy in writing), we asked for an opinion on whether a Mississippi municipality could legally be a “debtor” in a Chapter 9 Bankruptcy action. Chapter 9, which covers municipalities, requires that the law of the state in which the municipality is located “specifically authorize” the municipality to be a debtor under Chapter 9. In other words, that threshold question is determined by state, not federal, law. In our informal discussions with A.G. personnel, they have indicated that a Mississippi municipality is *not* so authorized. We will advise on all of these issues as soon as we receive the A. G.'s official response.

##### b. Possible Additional Intervening Circumstances



Turning aside from these strictly legal issues, it is important to further amplify upon the City's general demographic profile, presented initially above, regarding future considerations that may, in effect, moot these legal issues.

We have noted above the City's extreme level of population loss for at least the last twenty years. Those numbers are what they are, and the City's current financial woes are their direct result. Approximately 1000 properties in the city are now owned by the state for failure to pay ad valorem taxes. Going forward, the projected number of forfeited properties must be considered in determining what sums the City can reasonably expect to have available to remediate its sanitary sewer collection system and restore it to full and continuing compliance with the requirements of the Clean Water Act.

In 2014, pursuant to Miss Code Ann. Section 17-1-11, the City contracted with the Orion Planning Group to develop a comprehensive plan for the future development of the entire Greenville community. In the process of preparing this strategic plan, Orion gathered a great amount of data from primary sources concerning historic demographic figures and, using this data, made forecasts of the most likely course the City will face going forward in terms of population, households, job growth, and other aspects of the City.

A snapshot of this data is sobering.

(1). With regard to job creation, Orion found that, while the Mississippi Employment Security Commission projects a "regional" increase in jobs by 2020, Greenville's data indicates the opposite trend. The Mississippi University Research Center reports that wage and salaried jobs declined in Washington County (where Greenville is located) from 21,995 in 2007 to 17,465 in 2012 – a decline of twenty percent (20%) in only six years<sup>1</sup>.

(2). Greenville's population in the 2010 U.S. Census was 34,700. With regard to future population in the City, Orion used three projection models:

a. Orion's in-house projection showed a predicted population of 31,052 in 2020 and 25,291 in 2030;

b. The Mississippi Institutes of Higher Learning projection showed a predicted population of 29,395 in 2020 and 27,934 in 2030; and

c. The University of Memphis projection showed a predicted population of 28,032 in 2020 and 22,351 in 2030.

In any event, we can expect that the "shrinkage" that the City has experienced in the past will continue unabated, and could even become worse. The Orion Plan calls for actions that

---

<sup>1</sup> As it happens, the United States Census Bureau had previously published a study of population in U.S. Metropolitan and Micropolitan Statistical Areas in the years from 2000-2007. Of the over four hundred (400) metropolitan/micropolitan areas in the United States, Greenville had the *fourth highest* percentage of population loss during that period. From 2000-2007, there was an 11.65% population loss, and from 2007-2012, there was a 20% loss of jobs.

would theoretically stabilize the City's population at an "equilibrium population" of 22,000 to 25,000 people. According to Orion, if the City fails to obtain this goal "the character of the City as a regional hub will deteriorate."

Whether or not Orion's conclusions are correct, one thing is clear. Greenville's City officials, both in the present and for the reasonably foreseeable future, face a daunting task in trying to update and maintain a sanitary sewer system capable of serving well in excess of 50,000 people with funds from 30,000 (or fewer) citizens, a significant number of whom fall below the Federal poverty level. It is for this reason that we are desperately trying to work through this now, and not at a point in the future when our probability of success is projected to be even lower. The only thing that we know for sure is that the City will have to perform a very delicate financial balancing act for many years to come.

## 5. The Relief Requested

As Mr. Palmer said in his opening remarks in Atlanta, the more system assessments we complete, the more we discover both expected and unexpected problems that we must fix; the more we learn about the problems we must fix, the more increasingly burdensome and unrealistic the cost projections have become; and, as we have said quite frankly a number of times, the more projected costs have escalated beyond anyone's wildest apprehensions, the sooner the day of reckoning for the elected officials of the City would come – and we are there now.

As explained earlier, and because of the ever-more-difficult challenges the City faces in obtaining funds for ongoing and/or upcoming major work items (both field work and deliverables required by the Partial Consent Decree), the Council decided first on December 27, 2017 and again on August 21, 2018 to suspend all work items except those for which we currently have capital to support. The only exception was responses to unexpected failures throughout the system.

As noted above and what bears repeating, Steve Osso explained during our Atlanta meeting that he believes the City will reach the statutory debt ceiling at some point between now and the end of 2019, maybe sooner. And, while Steve also explained that the City still has some borrowing capacity it could utilize, neither he, nor I, nor Vice-Mayor Weathers could, in good conscience, recommend to the Council that we go even deeper into debt at a time when, based on thorough financial analyses, we already know that the City will reach our debt cap under Mississippi Law in the not too distant future. Such actions would surely fail anybody's "prudence" test and could very well put the members of the Council at risk of incurring personal liability for misfeasance in office.


Of course, this situation could take on a different light when the Mississippi Attorney General responds to our request for an official opinion regarding the statute that imposes a cap on debt incurred by all municipalities in our State. But, even if that guidance does not portend dire consequences for violations of this particular law, I doubt very seriously that our Council would then decide to dig the City deeper in the debt pit we're already in, because, as Steve said, it would be imprudent to keep borrowing money that we know we can't pay back.



Against this backdrop, the most pressing dilemma we face at this point is that, regarding our ability to develop a competent, final cost estimate for completion of everything required of us to meet the mandates of the Partial Consent Decree, we are truly “shooting in the dark.” The piecemeal approach of finishing a particular assessment and submitting revised cost estimates based on that incremental work is truly meaningless until all remaining system assessments are completed and final cost estimates are developed.

As he stated in our Atlanta meeting and noted above, Dr. Burle believes that all remaining system assessments – upon which ultimate cost estimates will be based – cannot be completed until the end of 2019. Because we fully accept and rely upon Dr. Burle’s professional judgment, we respectfully request that the Partial Consent Decree be amended to suspend all remaining deliverables until final cost estimates can be developed and submitted to EPA, DOJ, and MDEQ for review and approval. Moreover, we respectfully request permission to revise the currently controlling GANTT Chart to reflect the relief we seek, if it is granted.

Again, thank you for meeting with us in Atlanta to thoroughly discuss where we’ve been, where we are now, and where we believe the remaining work required by the Partial Consent Decree will take us. We will greatly appreciate your consideration of the requests we have presented here, and I and everyone else on the City’s Team stand ready to supplement, clarify, or further discuss anything we have put forth in this submission. We look forward to hearing from you.

Sincerely,  
  
Errick D. Simmons  
Mayor

EDS/echinn

cc: Vice-Mayor Carolyn Weathers  
Councilman Al Brock  
Councilwoman Lois Hawkins  
Councilwoman Lurann Thomas  
Councilwoman Tasha Bailey  
Councilman James Wilson  
Andrew N. Alexander, III, Esq., City Attorney  
William L. Burle, Jr., Ph.D., P.E., P.G.  
Steve Osso, CPA, Financial Advisor  
Brad Jones, Clearwater Solutions  
James I. Palmer, Jr., Esq., Special Counsel  
Gretchen L. Zmitrovich, Esq., MDEQ

## EXHIBIT A

### STATUS OF PARTIAL CONSENT DECREE (PCD) DELIVERABLES AND ONGOING PROJECTS/PROGRAMS GREENVILLE, MS

#### 1. Assessment Program

- a. SSER Work Plan - Document was submitted to EPA prior to the March 31, 2017\* (April 4, 2017\*\*), deadline. EPA has approved the work plan.
- b. Mini-System Group 1 Evaluation Report/Rehabilitation Plan – All of the original Group 1 mini-system assessment activities (SSES 1, SSES 2, SSES 3 and SSES 5) have been completed prior to the September 30, 2018 (October 4, 2018), deadline. The Group 1 Report/Plan is currently due December 31, 2018 (January 4, 2019).

The City of Greenville (CITY) reclassified a Group 3 mini-system (MS9B) and pump station (PS39) to a Group 1 designation and has also added the assessment activities to an active assessment project (SSES 5). Additional time was added to SSES 5 to cover the additional work. This will require a deadline extension for the Group 1 Report/Plan to June 30, 2019. The request was made in the 4<sup>th</sup> Semi Annual Report.

- c. Mini-System Group 2 Evaluation Report/Rehabilitation Plan – All of the Group 2 gravity sewer assessment activities (SSES 4) have been completed. The Group 2 pump station/force main assessment activities (SSES 6) are scheduled to begin January 1, 2019. The work will be completed prior to the March 31, 2020 (April 4, 2020), deadline and the Group 2 Report/Plan will be completed prior to the June 30, 2020 (July 4, 2020), deadline.
- d. Mini-System Group 3 Evaluation Report – SCADA and flow meters have been installed on the Group 3 pump stations as specified in the PCD; the work was performed under Early Action Project (EAP) Contract 5. The assessment of the Group 3 Mini-Systems (SSES 7) began September 1, 2018, and will continue for one (1) year. The data will be evaluated and a report prepared and submitted to EPA prior to the December 31, 2019 (January 4, 2020), deadline.

#### 2. Capacity, Management, Operation and Maintenance (CMOM) Programs

- a. Sewer Overflow Response Program (SORP) – The SORP was submitted to EPA prior to the March 31, 2017 (April 4, 2017), deadline. EPA has approved the document.
- b. Emergency Response Plan (ERP) – The ERP was submitted to EPA prior to the March 31, 2017 (April 4, 2017), deadline. EPA approved the document.

\* Internal, city deadline

\*\* PCD deadline in parenthesis



- c. Information Management System (IMS) – The work is on-going. The IMS will be submitted to EPA prior to the March 31, 2019 (April 4, 2019), deadline.
- d. Pump Station Operation and Preventive Maintenance Program (PSOPM Program) – The PSOPM Program was submitted to EPA prior to the December 31, 2017 (January 4, 2018), deadline. After receiving EPA's comment letter, a revised version was prepared and re-submitted to EPA on September 3, 2018. It is currently under EPA review.
- e. Gravity Sewer Operation and Maintenance Program (GSOM Program) – The GSOM Program was submitted to EPA prior to the March 31, 2018 (April 4, 2018), deadline. After receiving EPA's comment letter, a revised version was prepared and re-submitted to EPA September 12, 2018. It is currently under EPA review.
- f. Corrosion Control Program (CCP) – The CCP was submitted to EPA prior to the deadline. EPA approved the document.
- g. Legal Support Program – The CITY is in the process of developing the Legal Support Program. The program includes:
  - 1) An Amended Sewer Ordinance;
  - 2) A Grease Control Legal Support Program;
  - 3) An Enforcement Response Guide; and
  - 4) A Private Lateral Legal Support Program.

Early in the process, the CITY recognized the need for state legislation to authorize and empower them to enforce the CITY's sewer ordinance to their sewer customers located outside the CITY's corporate limits. The CITY worked with the Mississippi legislature to draft Senate Bill 3059 which gave the CITY the needed authority. The bill was passed during the 2018 legislative session and is now in force.

The completion of the Legal Support Program has been delayed. On August 16, 2018, the CITY met with EPA to discuss the Legal Support Program, as well as the overall financial impact of the PCD on the CITY's finances. Based on the meeting, the tentative delivery date for submittal of the Legal Support Program to EPA is now November 30, 2019.

- h. Fats, Oil and Grease (FOG) Control Program – The FOG Control Program was submitted to EPA prior to the May 31, 2017 (June 4, 2017), deadline. EPA approved the document.

The CITY amended the FOG Control Program by changing the program's oversight department from the Planning Department to the Fire Department. A revised version of the program was prepared and submitted to EPA on September 11, 2018. It is currently under EPA review.

The CITY's implementation of the FOG Control Program has been hampered by the delay in preparing the sewer ordinance. The CITY has moved forward, however, with the preliminary phases of the FOG Control Program. These are:

- 1) Training
  - 2) New Staff
  - 3) Public Education/Notification
- i. Sewer Mapping Program – The actual mapping work is on-going. The Sewer Mapping Program is currently due September 30, 2018 (October 4, 2018).
  - j. Financial and Cost Analysis Program (FCAP) – The CITY is in the process of preparing the FCAP. As with the Legal Support Program, the preparation of the FCAP has been delayed. On August 16, 2018, the CITY met with EPA to discuss the FCAP and the need to extend the delivery date to a date beyond the completion of the Group 1/Group 2 Evaluation Reports/Rehabilitation Plans and Group 3 Evaluation Report so that an accurate scope of repairs and associated costs are available for use in preparing the FCAP. At the meeting, a tentative delivery date of December 31, 2020, was proposed by the CITY.

### 3. Rehabilitation Program

- a. Early Action Project (EAP) – The EAP has been constructed. It was completed approximately 1.5 years prior to the December 31, 2019 (January 4, 2020), deadline. The overall project cost was \$8,118,590.74. The following is a breakdown of the work performed and associated costs:
  - 1) EAP Contract No. 1 – Trailer Mounted By-Pass Pumps – The CITY bid this phase of work in June/July 2015, ~9 months prior to the effective date (April 4, 2016) of the PCD. The contract was awarded to Hydra Services, Inc. of Pelahatchie, MS. The project cost was \$218,601.00. Hydra Services delivered the by-pass pumps to the CITY and satisfied the terms of the contract on November 17, 2015.
  - 2) EAP Contract 2 – Quick Disconnect (QD) Piping, Hoses and Fittings – The CITY also bid this phase of work in June/July 2015, ~ 9 months prior to the effective date of the PCD. The contract was awarded to Hydra Services. The project cost was \$66,223.00. Hydra Services delivered the



QD piping, hoses and fittings to the CITY and satisfied the terms of the contract by November 17, 2015.

- 3) EAP Contract 3 – Pump Station Auxiliary Power Units – The project consisted of the installation of natural gas-fired, auxiliary power units at the CITY's five (5) major pump stations: Hancock, Mary, Daniel, Tennessee Gas and South Theobald. The CITY bid this phase of work in September/October 2015, ~7 months prior to the effective date of the PCD. The contract was awarded to Scott Electric Company of Greenville, MS. The project cost was \$976,637.68. Scott Electric installed the power units and satisfied the terms of the contract by June 28, 2016.
- 4) EAP Contract 4A – Wastewater Treatment Plant (WWTP) Ultra Violet (UV) Disinfection System Project – The project consisted of the installation of a new UV disinfection system. The CITY bid this phase of work in May/June 2016. The CITY awarded the contract to Hemphill Construction Company of Florence, MS. The project cost was \$1,693,701.00. The project was completed on April 16, 2017.
- 5) EAP Contract 4B – WWTP Process Piping Project – The project consisted of the replacement of a 54" pipeline from the WWTP aeration basin to the clarifier distribution box and other miscellaneous piping. The CITY bid this project in April/May 2017. The CITY awarded the contract to Hemphill Construction Company. The construction cost was \$1,199,720.00. The contractual completion date was January 6, 2018.
- 6) EAP Contract 5 – Pump Station Improvement Project – The project consisted of the installation of seventy-eight (78) Supervisory Control and Data Acquisition (SCADA) systems, ninety-one (91) flow meters, thirty-seven (37) force main by-pass ports and associated appurtenances. The CITY bid the project in April/May 2017. The CITY awarded the contract to Avis Construction Company (AVIS) of Greenville, MS. The construction cost was \$1,783,378.60. The contractual completion date was June 21, 2018.
- 7) EAP Contract 6 – WWTP Electrical Sub-Station Improvements – The project consisted of the re-building of the WWTP's electrical sub-station. This project was not a part of the PCD EAP but was added to the CITY's EAP MDEQ/State Revolving Fund (SRF) loan in order to expedite construction. The CITY bid this phase of work in May/June 2016. The

CITY awarded the contract to McInnis Electric of Byram, MS. The construction cost was \$752,806.00. The project was completed on May 31, 2017.

- 8) EAP Contract 7 – Pump Station Wet-Well Rehabilitation Project – The project consisted of the assessment, cleaning and rehabilitation of two (2) of the CITY's major pumping station wet wells, Hancock (PS 5) and South Theobald (PS 17). This project was not a part of the PCD EAP, however, as with EAP Contract 6, it was added to the MDEQ SRF loan to expedite construction. The CITY bid the project in April/May 2017. The CITY awarded the project to Hemphill Construction Company. The construction cost was \$402,710.70. The contractual completion date was January 6, 2018.

b. Comprehensive Sanitary Sewer Improvement Project

The CITY has identified eight (8) projects ahead of the completion of SSES projects. These projects include work located in all three Groups (1/2/3). These projects are listed below:

- 1) Hancock Pump Station Force Main Project – The Hancock Pump Station force main serves three (3) pump stations: Hancock (PS 5), Union (PS 55), and Phelps (PS 16). The force main was not originally designed to serve these four stations. The Percy, Union and Phelps pump stations were originally built with dedicated force mains, as was the Hancock station. Several decades ago, during emergency force main repair work, the force mains were connected to the Hancock force main; repairs to the damaged force mains were never made and the stations have remained on the Hancock force main since.

The problem with this manifolded system is the Union station operates under a higher pressure than the primary, Hancock station. During rain events, when inflow becomes an issue and the pump run-times increase, the Union pump station controls the force main and forces the Hancock pump station to operate at a higher pressure and lower flow rate, thus reducing the pumping capacity of one of the CITY's five major pump stations.

The CITY is planning to install a new force main for the Hancock, Union and Phelps stations and balance the lift station pump conditions. The



proposed project will consist of the construction of a new 2.45 mile long, 18" force main. Air relief valves will be installed at critical high points. The estimated project cost is \$4,857,750.

- 2) WWTP Improvement Project – A WWTP Improvement Project is being developed. The project's scope, cost and schedule was itemized in an engineering report (Facility Plan No. 2) and delivered to the CITY on April 13, 2018. The following is a breakdown of the proposed improvements:

- WWTP Grit Chamber Rehabilitation Project – The existing WWTP grit chamber is not removing the grit and sand as originally designed. The project will involve rebuilding the grit chamber which is original to the WWTP. The estimated project cost is \$2,813,902.
- Aeration Basin Valve Replacement Project – All inoperable valves located along the north side of the aeration basin will be replaced with new pinch valves. The estimated project cost is \$206,640.
- Influent Pump Station Improvement Project – The existing influent pump station will be re-built. The work will involve:
  - Installing an emergency standby, motor-driven pump;
  - Replacing an inoperable shaft-driven pump with a dry pit, submersible unit; and
  - Installing a Variable Frequency Drive (VFD) control panel for the new, dry pit submersible pump.

The estimated project cost is \$432,960.

- Effluent Pump Station Project – The existing effluent pump station will also be re-built. The work will involve:
  - Replacing two (2) of the existing pumps;
  - Replacing three (3) Variable Frequency Drive controls for the effluent pumps; and
  - Installing an emergency, standby, motor-driven pump.

The estimated project cost is \$1,238,610.

- Return Activated Sludge (RAS) Pump Project – One of the three RAS pumps is inoperable and will be replaced and a variable frequency drive installed and incorporated into the SCADA system. The estimated project cost is \$189,420.
  - Sludge Removal & Disposal – The sludge in Sludge Lagoon No. 2 needs to be removed. The sludge will be transported to either a Sub-Title D landfill or land application site for disposal. The estimated project cost is \$909,216.
- 3) Pump Station Rehabilitation Project – The existing dry pit piping systems are in need of replacement and/or reconfiguration in three (3) pump stations: Daniel Street (PS 40), Carrie Stern (PS 10) and South Percy Street (PS 7). The scope, schedule and cost for this project was outlined in Facility Plan No. 2 which was submitted to the CITY on April 13, 2018. The estimated project cost is \$663,359.
  - 4) Pump Station Reconstruction Project – Eight (8) existing pump stations will be completely reconstructed. They are: Essex/Oxford Street (PS 46), May Street (PS 66), Mary Street (PS 34), Vessel of Mercy (PS 67), Nottingham Apartments (PS 57), Naples Street (PS 58), Union Street (PS 55) and Gamwyn Sub-division (PS 39). The scope, schedule and cost are outlined in Facility Plan No. 2 which was submitted to the City and MDEQ on April 13, 2018 (*Note: The Facility Plan was amended July 3, 2018, to add the Gamwyn Sub-division pump station (PS 39) to the pump station list.*). The estimated project cost is \$1,468,780.
  - 5) Force Main Reconstruction Project – One (1) pump station, Wildwood Street (PS 41), has a force main and associated gravity sewers (MH 53-103 to MH 53-113) which need to be reconfigured and/or re-built to meet their design capacity. As with the other projects mentioned earlier, the scope, schedule and costs were outlined in Facility Plan No. 2 and submitted to the CITY and MDEQ on April 13, 2018. The estimated project cost is \$75,215.
  - 6) South Main Pipe Bursting Project - The project will involve removing the bottleneck that exists in the gravity sewer between MH 53-108 and MH 53-103. A pipe bursting method will be used. The scope, schedule and cost for this project were outlined in Facility Plan No. 2 and submitted to



the CITY and MDEQ on April 13, 2018. The estimated project cost is \$447,843.

- 7) Sewer Rehabilitation Project – Based on the SSES findings to-date, sewer rehabilitation work is planned for Group 1/2/3 sewer systems. The estimated project cost is \$5,129,524.
- 8) Surge Arrestor Project – Due to electrical fluctuations on our local grid, surge arrestors are needed to serve the five (5) emergency generators which were installed under EAP Contract No. 3. The estimated project cost is \$61,500.

c. On-Going Operation and Maintenance (O&M) and Emergency Projects – The following projects are on-going sanitary sewer projects which address deficiencies/failures with the sanitary sewer system but fall outside the PCD schedule:

- 1) Emergency Manhole Repair Project – During the 2016 spring flooding events, the CITY retained BURLE to inventory damaged manholes. Most of the damaged manholes were in low-lying areas near open ditches or agricultural fields and were, therefore, susceptible to inflow. The damage pertained primarily to broken manhole lid seals, misaligned lids/sections and/or inaccessibility (manholes covered with asphalt pavement).

As noted in the First Semi-Annual Report, the CITY awarded an initial emergency manhole repair contract to AVIS in March 2016. In June 2016, the CITY awarded a six month construction contract to Mixon Construction Company (MIXON) of Greenville, MS to repair the balance of the damaged manholes. The construction contracts were bid every six months and, to date, have been awarded to MIXON.

Through the end of this reporting period (June 30, 2018), a total of 821 manholes have either been repaired or are scheduled for repairs. These manholes are located throughout the CITY (Group 1 (417 manholes), Group 2 (231 manholes) and Group 3 (173 manholes)).

- 2) Broadway Street Emergency Manhole Repair Project – During the 2018 spring flood event, two (2) manholes located in the Broadway Street/Alexander Street intersection settled approximately two (2) feet. The CITY declared the sewer/street failure as an emergency and began seeking an Emergency SRF Loan to pay for the repair. BURLE prepared

construction plans and specifications for the repair and submitted them to both the Mississippi Department of Transportation (MDOT) and MDEQ for review. Upon receiving agency approvals, the CITY bid the project and, on June 22, 2018, received a low bid of \$850,700.00 from Don M. Barron Contractor, Inc. (BARRON) of Farmerville, LA. During the CITY's July 3, 2018, council meeting, the CITY awarded the project to BARRON. The contract was executed July 19, 2018. The work is ongoing. The tentative completion date is October 17, 2018.

- 3) Caldwell Street Emergency Manhole Repair Project – During the 2018 spring flood event, one (1) manhole located in Caldwell Street settled approximately one (1) foot. The CITY declared the sewer/street failure an emergency and began seeking an Emergency SRF Loan to pay for the repair. Two (2) other sewer failures, a liner failure within the gravity sewer along Union Street and a point repair along Sissons Street, were also identified, declared emergencies and added to the Caldwell project. BURLE prepared construction plans and specifications for the project and submitted them to MDEQ for review/approval. Upon receiving MDEQ approval, the CITY bid the project and, on August 30, 2018, received a low bid of \$276,877.00 from Mitchell Contracting, Inc. (MITCHELL) of Madisonville, LA. During the CITY's September 4, 2018, council meeting, the CITY awarded the project to MITCHELL. The contract has been submitted to MITCHELL for execution.
- 4) Emergency Pump Station Rehabilitation Projects – Upon execution of Clearwater Solutions, LLC (CLEARWATER) public works contract with the CITY, CLEARWATER inspected the CITY's pump stations and identified pump deficiencies needing immediate attention. These pump stations are listed below:

- South Theobald Street (PS 17)
- East Alexander Street (PS 23)
- Carrie Stern School (PS 10)
- Percy Street (PS 7)
- South Beauchamp Avenue (PS 27)
- Mary Street (PS 34)
- Daniel Street (PS 40)
- Annie Stokes Road (PS 49)
- VFW Road (PS 67)
- Nottingham Apartments (PS 57)



- Grenada Farms (PS 8)

During the February 21, 2017, council meeting, CLEARWATER brought the situation to the attention of the CITY. The CITY declared the situation an emergency and authorized the procurement of emergency funds (up to \$700,000) to finance the work.

Funds have been obtained and the work is on-going. The anticipated completion date should occur during the 3<sup>rd</sup> Quarter of 2018.

- 5) WWTP Secondary Clarifier Repair Project – On August 19, 2016, one of the WWTP's four secondary clarifiers (Clarifier No. 3) experienced a mechanical failure. An inspection of the clarifier revealed that a torque limiter switch failed to initialize after the algae sweep arm hung on the V-notched weir. This allowed the rake arm to continue its sweep, causing the arm to bend/deform to the point that the motor overload switch engaged and shut down the motor.

The CITY retained Industrial Services, Inc. (ISI) of Greenville, MS to make the repair. The CITY filed an insurance claim, purchased the replacement parts (~\$168,600) and provided them to ISI for installation. The system was repaired and put back into operation in May 2017.

The three remaining clarifiers met demand and remained operational throughout the repair process.

- 6) Private Utilities Point Repair Project - The CITY has identified numerous point repairs during the SSES's 1/2/3/4. Many of these were caused by private utility companies (Atmos, Entergy, Inline, etc.) horizontally drilling through the sanitary sewer system as they were installing their underground utilities. As these breaches are discovered, the CITY contacts MS One Call and requests a utility locate; this allows the CITY to identify the utility responsible for the damage. The CITY then meets with the responsibility private utility company, presents the video which shows the damage and works with the utility to both repair the sewer and reinstall the utility above or below the CITY's sewer system.

As of June 30, 2018, the CITY has identified thirty-six (36) damaged sewer point repairs and the utility companies have repaired fifteen (15) of them.

- 7) Private Lateral Repair Project – SSES's 1/2/3/4 have also identified damaged sewer laterals. When damaged laterals are encountered on CITY/STATE owned properties, the CITY authorizes MIXON, under a six (6) month contract, to make the repairs. If the lateral serves a vacant lot, MIXON plugs the lateral within the right-of-way/easement. If the lateral serves a building which is still habitable, the lateral is simply repaired.

As of June 30, 2018, a total of fourteen (14) sewer laterals have been repaired/plugged in this manner.

## EXHIBIT "B"

ORDINANCE # 18-007

**AN ORDINANCE AMENDING CHAPTER VII, ARTICLE III, DIVISION 4, SEWER RATES  
OF THE CODE OF ORDINANCES OF THE CITY OF GREENVILLE, MISSISSIPPI  
SEWER SERVICE CHARGES**

BE IT ORDAINED BY THE CITY COUNCIL OF GREENVILLE AS FOLLOWS:

**CHAPTER VII, ARTICLE III, DIVISION 4, SECTION 7-173**

**SECTION I**

The sewer service charges for the use of the city sanitary sewerage system shall be in accordance with the following:

- (1) *Inside city.* The following rates calculated on volumetric basis shall be charged for sewer service to consumers thereof inside the city limits:

	Effective 10/01/2017	Effective 10/01/2018
a. Schedule for five-eighths inch meter:		
0-3,000 gallons	\$ 11.41	\$ 15.06
Over 3,000 gallons per 1,000	3.00	3.96
b. Schedule for one-inch meter:		
0-8,000 gallons	\$ 21.61	\$ 28.53
Over 8,000 gallons per 1,000	3.00	3.96
c. Schedule for one and one-half inch meter:		
0-15,000 gallons	\$ 32.43	\$ 42.81
Over 15,000 gallons per 1,000	3.00	3.96
d. Schedule for two-inch meter:		
0-23,000 gallons	\$ 45.63	\$ 60.23
Over 23,000 gallons per 1,000	2.70	3.56
e. Schedule for three-inch meter:		
0-35,000 gallons	\$ 64.85	\$ 85.60
Over 35,000 gallons per 1,000	2.41	3.18
f. Schedule for four-inch meter:		
0-70,000 gallons	\$122.51	\$161.71
Over 70,000 gallons per 1,000	2.41	3.18
g. Schedule for six-inch meter:		
First 100,000 gallons	\$170.54	\$225.11
All above 100,000 gallons per 1,000	2.10	2.77
h. Schedule for eight-inch meter:		
First 100,000 gallons	\$170.54	\$225.11
All above 100,000 gallons, per 1,000	2.10	2.77

i. Schedule for industries:		
0-100,000 gallons	\$170.54	\$225.11
All above 100,000 gallons, per 1,000	2.10	2.77

- (2) *Outside city.* The rates charged to consumers of sewer service outside the city limits shall be double the rates hereinabove set forth except in the matter of economic development or job creation as approved by Council.

## **SECTION II**

The approved Sewer Service Charges, included herein by reference shall include an itemized budget reflecting the costs of operation and maintenance (including replacement) of the public sewage works and retirement of existing debt including repayment of any Water Pollution Control Revolving Fund Loans. It shall also include the revenues dedicated to these costs and demonstrate that they are adequate based on the use of the system and the Sewer Service Charges in Section 7-173.

## **SECTION III**

This ordinance shall take effect and be in force as provided by law.

**ORDAINED AND ADOPTED** by the City Council of the City of Greenville, Mississippi on this, the 13<sup>th</sup> day of August 2018 by the following vote:

Council Member Tasha Bailey	AYE
Council Member Al Brock	AYE
Council Member Lois Hawkins	AYE
Council Member Lurann Thomas	AYE
Council Member Carolyn Weathers	AYE
Council Member James Wilson, Sr.	AYE

THE CITY COUNCIL OF GREENVILLE

/S/ Errick D. Simmons, Mayor

ATTEST:

/S/ Amelia D. Wicks, City Clerk



CITY OF GREENVILLE, MISSISSIPPI LIST OF BONDS, NOTES AND LEASE PURCHASES	Date of Issue	Amount of Issue	Scheduled Payments	Date of Payment	9/30/2018	Principal	Interest & Late Fees	Total Principal & Interest	9/30/2019
2010 Street Bond Hancock Bank P-200-450-800/Int-200-450-810	5/18/2010	2,000,000	216,136.72	Nov-18 May-19	- 760,000.00	180,000.00	15,770.00 15,770.00	15,770.00 195,770.00	580,000.00
Series 2015 G/O Refunding Raymond James P-200-450-800/Int-200-450-810	7/29/2015	3,420,075	70,000.00	Oct-18 Aug-19	2,752,375.00	348,375.00	31,981.67 31,981.67	31,981.67 380,356.67	2,404,000.00
2018 GO BOND Sterling Bank	8/3/2018	9,239,000.00	303,000.00		9,239,000.00	303,000.00	379,759.00	682,759.00	8,936,000.00

#### OTHER BONDS

##### Water & Sewer (Sales Tax)

State Revolving C280767-10		12,000,000.00			12,000,000.00	505,587.95	205,957.57	711,545.52	11,494,412.05
Emergency SRF		350,000.00			350,000.00	29,051.72	13,471.24	42,522.96	320,948.28
Emergency SRF		350,000.00			350,000.00	29,051.72	13,471.24	42,522.96	320,948.28
State Revolving C280767-09	6/27/2016	1,701,565.13	8,404.94	Monthly	1,629,585.67	-	-	-	1,629,585.67
State Revolving C280767-09	1/18/2017	314,983.76	1,556.43	Monthly	306,162.20	-	-	-	306,162.20
State Revolving C280767-09	3/7/2017	885,049.46		Monthly	885,049.46				885,049.46
State Revolving C280767-09	4/26/2017	547,373.73		Monthly	547,373.73				547,373.73
State Revolving C280767-09	11/10/2017	1,345,746.92		Monthly	1,345,746.92	306,773.26	124,967.90	431,741.16	1,038,973.66
State Revolving C280767-09	1/16/2018	1,376,865.43		Monthly	1,376,865.43				1,376,865.43
State Revolving C280767-09	5/7/2018	812,488.60		Monthly	812,488.60				812,488.60
State Revolving C280767-09		297,110.71		Monthly	297,110.71				297,110.71
State Revolving C280767-08-2	5/1/2017	353,781	1,772.89	Monthly	333,448.17	15,563.78	5,710.90	21,274.68	317,884.39
State Revolving C280767-07	7/28/2010	479,465.00	2,411.29	Monthly	324,654.91	23,441.44	5,494.04	28,935.48	301,213.47
<b>TOTALS</b>		<b>20,814,429.74</b>	<b>14,145.65</b>		<b>20,558,485.80</b>	<b>909,469.87</b>	<b>369,072.89</b>	<b>1,278,542.76</b>	<b>19,849,015.93</b>

Trustmark 200.450.820 P 200.450.830 I	10/1/2015	1,500,000	26,621.04	Monthly	631,173.86	303,999.46	15,453.02	319,452.48	327,174.40
Pierce Fire Truck 5 YR NOTE - TRUSTMARK -1.77% 105-450-854-P 105.450.855-I	1/6/2016	415,000	7,246.17	Monthly	205,559.55	83,994.86	2,959.18	86,954.04	121,564.69

CITY OF GREENVILLE, MISSISSIPPI LIST OF BONDS, NOTES AND LEASE PURCHASES	Date of Issue	Amount of Issue	Scheduled Payments	Date of Payment	9/30/2018	Principal	Interest & Late Fees	Total Principal & Interest	9/30/2019
<b>16 YR NOTE - EQUIPMENT - 3.83%</b>	9/30/2011	8,533,080.00	195,533.72	Quarterly	8,533,080.00	-	-	-	-
400.450.820 P 400.450.830 I 86.4625%		7,243,898.75	169,063.34		5,151,129.38	473,426.98	202,826.38	676,253.36	4,677,702.40
001.455.854 P 001.455.855 I 13.5375%		1,134,181.25	26,470.38		806,514.98	74,124.70	31,756.82	105,881.52	732,390.28
SIEMENS PUBLIC, INC.									
<b>5 YEAR NOTE - EQUIPMENT - 2.01%</b>	12/8/2016	783,000.00	14,231.41	Monthly	538,849.97	161,468.98	9,308.54	170,776.92	375,381.59
Trustmark National Bank									
200-450-820 P									
200-450-830 I									
<b>5 YEAR NOTE - EQUIPMENT - 1.93</b>	1/5/2017	986,000.00	17,290.05	Monthly	685,491.78	193,978.16	11,502.44	207,480.60	489,513.62
Trustmark National Bank									
200-450-820 P									
200-450-830 I									
<b>5 YEAR NOTE - EQUIPMENT - 2.09</b>	5/4/2017	700,000.00	12,283.47	Monthly	508,469.19	138,092.45	9,309.19	147,401.84	370,376.74
Trustmark National Bank									
200-450-820 P									
200-450-830 I									

CITY OF GREENVILLE, MISSISSIPPI LIST OF BONDS, NOTES AND LEASE PURCHASES	Date of Issue	Amount of Issue	Scheduled Payments	Date of Payment	9/30/2018	Principal	Interest & Late Fees	Total Principal & Interest	9/30/2019
FY 2018-19									
001 General Fund					806,514.98	74,124.70	31,756.82	105,881.52	732,390.28
002 Gaming Fund					-	-	-	-	-
105 Fire Protection Fund					205,559.55	83,994.86	2,959.18	86,954.04	121,564.69
200 City Debt Fund					5,874,359.80	1,327,913.45	141,076.53	1,468,989.98	4,546,446.35
201 TIF BOND					-	-	-	-	-
400 Water & Sewer Utility Fund					34,948,615.18	1,685,896.85	951,658.27	2,637,555.12	33,262,718.33
450 Sanitation Fund					-	-	-	-	-
500 Fleet					-	-	-	-	-
					<u>41,835,049.51</u>	<u>3,171,929.86</u>	<u>1,127,450.80</u>	<u>4,299,380.66</u>	<u>38,663,119.65</u>

190,627,481	190,627,481
20%	15%
<u>38,125,496.20</u>	<u>28,594,122.15</u>



**MUST GET CORRECT DATA FROM  
COUNTY ASSESSOR/CHANCERY CLK**

**CITY OF GREENVILLE  
TAX ROLL VALUES-2018-2019**

		CITY	SSD
<b>REALTY:</b>			
Inside City	100	77,276,238	77,276,238
Inside SSD	010	0	1,418,857
City-(old SSD)	112	22,327,721	22,327,721
City-O/L	111	2,033,357	2,033,357
SSD O/L	011	0	563,593
City (Old SSD) OL	113	1,698,850	1,698,850
City-(old W/L)	188	20,030,125	0
City (old W/L OL)	184	900,292	0
BAWI Tax-Inside City	11A	1,645,087	1,645,087
BAWI SSD O/L	01C	0	0
BAWI Tax(Old W/L)	18E	0	0
Total Assessed Values		125,911,670	106,963,703
Less Homestead		(13,183,587)	(10,849,328)
Less BAWI Tax Exempt		(1,645,087)	0
Public Utilities		0	0
<b>Net Real Taxable</b>		<b>111,082,996</b>	<b>96,114,375</b>

<b>PERSONAL:</b>			
Inside City	100	24,163,546	24,163,546
Inside SSD	010	0	479,109
City-(old SSD)	112	1,377,795	1,377,795
City-O/L	111	1,298,654	1,298,654
SSD O/L	011	0	34,757
City (Old SSD) OL	113	1,512,277	1,512,277
City-(old W/L)	188	2,232,257	0
City (old W/L OL)	184	2,351,980	0
BAWI Tax-Inside City	11A	10,494,554	10,494,554
BAWI Tax(Old SSD)	11E	0	0
BAWI Tax(Old W/L)	18E	0	0
Public Utilities		22,625,882	18,180,405
Mobile Homes		52,097	66,430
<b>Total Assed Values</b>		<b>66,109,042</b>	<b>57,607,527</b>
Less BAWI Tax Exempt		(10,494,554)	0
<b>Net Personal Taxable</b>		<b>55,614,488</b>	<b>57,607,527</b>

	FY17-18	FY18-19	VARIANCE
Corporation	0.04975	0.05275	0.0030
Realty	5,436,814	5,859,628	\$422,814
Auto	1,132,390	1,262,307	\$129,917
Personal	2,684,139	2,936,412	\$252,273
<b>Total</b>	<b>\$9,253,343</b>	<b>\$10,058,348</b>	<b>\$805,005</b>
Parks & Rec.	0.0020	0.0020	0.000
Realty	218,565	222,166	\$3,601
Auto	45,523	47,860	\$2,337
Personal	107,905	111,333	\$3,428
<b>Total</b>	<b>\$371,993</b>	<b>\$381,359</b>	<b>\$9,366</b>
Library	0.0017	0.0017	0.0000
Realty	185,781	188,841	\$3,060
Auto	38,695	40,681	\$1,986
Personal	91,719	94,633	\$2,914
<b>Total</b>	<b>\$316,195</b>	<b>\$324,155</b>	<b>\$7,960</b>
Debt Service	0.00710	0.00820	0.00110
Realty	775,907	910,881	\$134,974
Auto	161,607	196,226	\$34,619
Personal	382,657	456,039	\$73,382
<b>Total</b>	<b>1,320,171</b>	<b>1,563,145</b>	<b>\$242,974</b>
F/P Pension	0.00286	0.00276	(0.000100)
Realty	312,549	306,589	(\$5,960)
Auto	65,098	66,047	\$949
Personal	154,141	153,496	(\$645)
<b>Total</b>	<b>531,788</b>	<b>526,132</b>	<b>(\$5,656)</b>
<b>TOTAL CITY TAX LEVIES</b>	<b>0.06341</b>	<b>0.06741</b>	<b>(0.00400)</b>

		CITY	SSD
<b>PUBLIC UTILITIES:</b>			
Inside City	100	11,534,927	11,534,927
Inside SSD	010	0	739,261
City-(old SSD)	112	5,797,107	5,797,107
City-O/L	111	98,165	98,165
SSD O/L	011	0	10,945
City (Old SSD) OL	113	0	0
City-(old W/L)	188	4,192,216	0
City (old W/L OL)	184	1,003,467	0
<b>Net Public Utilities Taxable</b>		<b>22,625,882</b>	<b>18,180,405</b>

<b>AUTO:</b>			
Inside City		20,352,522	20,352,522
Inside SSD	010	0	528,530
City-(old SSD)	112	3,577,475	3,577,475
City-(old W/L)	188	0	0
<b>Net Auto Taxable</b>		<b>23,929,997</b>	<b>24,458,527</b>

<b>Mobile Homes:</b>			
Inside City	100	5,897	5,897
Inside SSD	010	0	48,043
SSD O/L	011	0	0
City-(old SSD)	112	9,383	9,383
City-(old W/L)	188	32,799	0
City (old W/L OL)	184	911	0
City (Old SSD) OL	113	3,107	3,107
<b>Net Mobile Homes Taxable</b>		<b>52,097</b>	<b>66,430</b>

<b>Total Values</b>	<b>215,950,709</b>	<b>189,029,757</b>
<b>Total Taxable</b>	<b>190,627,481</b>	<b>178,180,429</b>

	FY17-18	FY18-19	VARIANCE
District Maint.	0.0550	0.0550	0.0000
Realty	5,158,490	5,286,291	127,801
Auto	1,100,204	1,345,219	245,015
Personal	3,192,604	3,168,414	(24,190)
<b>Subtotal</b>	<b>9,451,298</b>	<b>9,799,924</b>	<b>348,626</b>
H/S Credit	(289,450)	(289,450)	0
H/S. Reimb.	320,458	300,000	(20,458)
<b>TOTAL</b>	<b>9,482,306</b>	<b>9,810,474</b>	<b>328,168</b>

Vo-Tech	0.0020	0.0020	0.0000
Realty	187,581	192,229	4,648
Auto	40,007	48,917	8,910
Personal	116,095	115,215	(880)
<b>Total</b>	<b>343,683</b>	<b>356,361</b>	<b>12,678</b>

Debt Service	0.0030	0.0030	0
Realty	281,372	288,343	6,971
Auto	60,011	73,376	13,365
Personal	174,142	172,823	(1,319)
<b>Total</b>	<b>515,525</b>	<b>534,541</b>	<b>19,016</b>

<b>GREENVILLE PUBLIC SCHOOL DISTRICT</b>			
<b>TOTAL TAX LEVY</b>	<b>0.0600</b>	<b>0.0600</b>	<b>0.0000</b>

**City of Greenville, Mississippi**  
**Financial Capability Assessment**  
**Cost Per Household**  
**Worksheet 1**

Current WWT Costs		<u>Line Number</u>
Annual Operations and Maintenance Expenses (Excluding Depreciation)	<u>5,218,323</u>	100
Annual Debt Service (Principal and Interest)	<u>1,468,170</u>	101
*Subtotal* (Line 100 + Line 101)	<u>6,686,493</u>	102
Projected WWT and CSO Costs (Current Dollars)		
Estimated Annual Operations and Maintenance Expenses (Excluding Depreciation)	<u>6,261,988</u>	103
Annual Debt Service (Principal and Interest)	<u>4,568,254</u>	104
*Subtotal* (Line 103 + Line 104)	<u>10,830,242</u>	105
Total Current and Projected WWT and CSO Costs (Line 102 + Line 105)	<u>17,516,735</u>	106
Residential Share of Total WWT and CSO Costs	<u>17,288,208</u>	107
Total number of Households in Service Area	<u>11,045</u>	108
Cost Per Household (Line 107 /Line 108)	<u>1,565</u>	109

**City of Greenville, Mississippi**  
**Financial Capability Assessment**  
**Residential Indicator**  
**Worksheet 2**

Median Household Income (MHI)		<u>Line Number</u>
Census Year MHI	<u>27,344</u>	201
MHI Adjustment Factor	<u>1.01</u>	202
Adjusted MHI (Line 201 x Line 202)	<u>27,617</u>	203
Annual WWT and CSO Control Cost Per Household (CPH)	<u>1,565</u>	204
Residential Indicator:		
Annual Wastewater and CSO Control Costs per Household as a percent of Adjusted Median Household Income (CPH as % MHI) (Line 204/Line 203 x 100)	<u>5.667621447</u>	205



**City of Greenville, Mississippi**  
**Financial Capability Assessment**  
**Bond Rating**  
**Worksheet 3**

		<u>Line Number</u>
Most Recent General Obligation Bond Rating	<u>Unrated</u>	
Date:	<u>N/A</u>	
Rating Agency:	<u>N/A</u>	
Rating:	<u>N/A</u>	301
Most Recent Revenue (Water/Sewer or Sewer) Bond	<u>Unrated</u>	
Date:	<u>N/A</u>	
Rating Agency:	<u>N/A</u>	
Bond Insurance (Yes/No)	<u>N/A</u>	
Rating:	<u>N/A</u>	302
Summary Bond Rating:	<u>N/A</u>	303

**City of Greenville, Mississippi**  
**Financial Capability Assessment**

Overall Net Debt as a Percent of Full Market Property Value

**Worksheet 4**

		<u>Line Number</u>
Direct Net Debt (G.O. Bonds Excluding Double- Barreled Bonds)	<u>21,276,564</u>	401
Debt of Overlapping Entities (Proportionate Share of Multijurisdictional Debt)	<u>0</u>	402
Overall Net Debt (Line 401 + 402)	<u>21,276,564</u>	403
Market Value of Property	<u>215,950,709</u>	404
Overall Net Debt as a Percent of Full Market Property Value (Line 403 divided by Line 404 x 100)	<u>9.852509445</u>	405

City of Greenville, Mississippi  
Financial Capability Assessment  
Unemployment Rate  
Worksheet 5

		<u>Line Number</u>
Unemployment Rate - Permittee	<u>6.00%</u>	501
Source:	<u>4/18</u>	
Unemployment Rate - County (use if permittee's rate is unavailable)	<u>N/A</u>	502
Benchmark:		
Average National Unemployment Rate	<u>3.90%</u>	503
Source:	<u>4/18</u>	

**City of Greenville, Mississippi  
Financial Capability Assessment  
Median Household Income  
Worksheet 6**

		<u>Line Number</u>
Median Household Income - Permittee (Line 203)	<u>27,617</u>	601
Source:	<u>2012 Census</u>	
Benchmark:		
Census Year National MHI	<u>27,344</u>	602
MHI Adjustment Factor (Line 202)	<u>1.01</u>	603
Adjusted National MHI: (Line 602 x Line 603)	<u>27,617</u>	604
Source:	<u>2012 Census &amp; Page 58 Table</u>	

**City of Greenville, Mississippi**  
**Financial Capability Assessment**  
 Property Tax Revenues as a Percent of Full Market Property Value  
**Worksheet 7**

		<u>Line Number</u>
Full Market Value of Real Property (Line 404)	<u>215,950,709</u>	701
Property Tax Revenues	<u>10,060,445</u>	702
Property Tax Revenue as a Percent of Full Market Value (702/701 x 100)	<u>4.658676356</u>	703



**City of Greenville, Mississippi**  
**Financial Capability Assessment**  
**Property Tax Revenue Collection Rate**  
**Worksheet 8**

		<u>Line Number</u>
Property Tax Revenue Collected (Line 702)	<u>10,060,445</u>	801
Property Tax Levied	<u>10,249,260</u>	802
Property Tax Revenue Collection Rate (Line 801/Line 802 x 100)	<u>98.15776573</u>	803

**City of Greenville, Mississippi**  
**Financial Capability Assessment**  
Summary of Permittee's Financial Capability Indicators  
**Worksheet 9**

Indicator	Column A: Actual Value	Column B: Score	Line Number
Bond Rating (Line 303)	N/A	1	901
Overall Net Debt as a Percent of Full Market Property Value (Line 405)	9.852509445	1	902
Unemployment Rate (Line 501)	6.00%	1	903
Median Household Income (Line 601)	27,617	1	904
Property Tax Revenues as a Percent of Full Market Property (Line 703)	4.658676356	1	905
Property Tax Revenue Collection Rate (Line 803)	98.15776573	3	906
Permittee's Indicators Score (Sum of Column B/Number of Entries)		1.333333333	907

**City of Greenville, Mississippi**  
**Financial Capability Assessment**  
**Financial Capability Matrix Score**  
**Worksheet 10**

		<u>Line Number</u>
Residential Indicator Score (Line 205)	<u>5.667621447</u>	1001
Permittee Financial Capability Indicators Score (Line 907)	<u>1.333333333</u>	1002
Financial Capability Matrix Category (see matrix next page)	<u>High Burden</u>	1003

**CITY of GREENVILLE, MISSISSIPPI**  
NECESSARY INCREASE TO COVER COST OF PROJECT

	CURRENT	AVERAGE	WATER	BILL	PER	MONTH		
Persons Per Household	Average Gallons Per Day	Days Per Month	Gallons Per Month	(Per Ordinance) Threshold Gallons	Remaining Gallons	Cost For 1st 3,000	Cost for Excess	Total Cost Of Water
2.68	95	30	7,638	3,000	4,638	11.53	19.76	\$ 31.29

---

	CURRENT	AVERAGE	SEWER	BILL	PER	MONTH		
Persons Per Household	Average Gallons Per Day	Days Per Month	Gallons Per Month	Threshold Gallons	Remaining Gallons	Cost For 1st 3,000	Cost for Excess	Total Cost Of Sewer
2.68	106	30	8,483	3,000	5,483	15.06	21.71	\$ 36.77

	<b>FY 16/17 COLLECTIONS</b>	<b>FY 16/17 BILLINGS</b>			<b>TOTAL</b>	<b>PER</b>	<b>MONTH</b>	<b>\$ 68.06</b>
Water	4,904,771	5,232,886				Collection	Rate	87.63%
Sewer	3,067,564	3,864,429						
	7,972,335	9,097,315				<b>AMOUNT</b>	<b>REALIZED</b>	<b>\$ 59.64</b>

Collection Rate		<u>87.63%</u>				<b>COST PER HOUSEHOLD (From Worksheet 1)</b>		1,565
-----------------	--	---------------	--	--	--	--	--	-------

						<b>PERCENT INCREASE</b>		218.70%
--	--	--	--	--	--	-------------------------	--	---------

<b>YEAR</b>	<b>% Increase Compounded</b>				<b>10 YEAR AVERAGE POPULATION LOSS</b>			14.83%
1	8.24%							
2	9.88%							
3	11.86%							
4	14.80%	32.00%				<b>NEW MONTHLY BILL</b>		<u>\$ 153.15</u>
5	18.47%							
6	23.05%							
7	28.77%							
8	35.90%				<b>YEARS</b>			
9	44.80%				<u>4 - 10 AVERAGE</u>			<u>2% MHI</u>
10	55.91%				31.67%			\$ 45.57
	<u>251.68%</u>							

## GREENVILLE POPULATION TRENDS

YEAR	POPULATION	PERCENT CHANGE
1980	40,613	
1990	45,667	12.44%
2000	41,633	-8.83%
2010	34,400	-17.37%
2017*	30,686	-10.80%
2018**	30,213	-1.54%
2019**	29,747	-1.54%
2020**	29,289	-1.54%

ESTIMATED POPULATION LOSS 2000 - 2020	12,344	<u>-29.65%</u>
---------------------------------------	--------	----------------

NOTE: 1980, 1990, 2000, 2010 DATA FROM CENSUS BUREAU DATA.

\*2017 ESTIMATE FROM CENSUS BUREAU.

\*\*2018, 2019, 2020 ESTIMATES BASED ON AVERAGE OF 2010 - 2017 POPULATION CHANGE.



## § 21-33-303. Limitation of indebtedness

---

No municipality shall hereafter issue bonds secured by a pledge of its full faith and credit for the purposes authorized by law in an amount which, when added to the then outstanding bonded indebtedness of such municipality, shall exceed either (a) fifteen percent (15%) of the assessed value of the taxable property within such municipality, according to the last completed assessment for taxation, or (b) ten percent (10%) of the assessment upon which taxes were levied for its fiscal year ending September 30, 1984, whichever is greater. In computing such indebtedness, there may be deducted all bonds or other evidences of indebtedness, heretofore or hereafter issued, for school, water, sewerage systems, gas, and light and power purposes and for the construction of special improvements primarily chargeable to the property benefited, or for the purpose of paying the municipality's proportion of any betterment program, a portion of which is primarily chargeable to the property benefited. However, in no case shall any municipality contract any indebtedness which, when added to all of the outstanding general obligation indebtedness, both bonded and floating, shall exceed either (a) twenty percent (20%) of the assessed value of all taxable property within such municipality according to the last completed assessment for taxation or (b) fifteen percent (15%) of the assessment upon which taxes were levied for its fiscal year ending September 30, 1984, whichever is greater. Nothing herein contained shall be construed to apply to contract obligations in any form heretofore or hereafter incurred by any municipality which are subject to annual appropriations therefor, or to bonds heretofore issued by any municipality for school purposes, or to contract obligations in any form heretofore or hereafter incurred by any municipality which are payable exclusively from the revenues of any municipally-owned utility, or to bonds issued by any municipality under the provisions of Sections 57-1-1 through 57-1-51, or to any special assessment improvement bonds issued by any municipality under the provisions of Sections 21-41-1 through 21-41-53, or to any indebtedness incurred under Section 55-23-8.

All bonds issued prior to July 1, 1990, pursuant to this chapter by any municipality for the purpose of the constructing, replacing, renovating or improving wastewater collection and treatment facilities in order to comply with an administrative order of the Mississippi Department of Natural Resources issued pursuant to the Federal Water Pollution Control Act and amendments thereto, are hereby exempt from the limitation imposed by this section if the governing body of the municipality adopts an order, resolution or ordinance to the effect that the rates paid by the users of such facilities shall be increased to the extent necessary to provide sufficient funds for the payment of the principal of and interest on such bonds as each respectively becomes due and payable as well as the necessary expenses in connection with the operation and maintenance of such facilities.



**LAKE TINDALL, LLP**  
ATTORNEYS AT LAW

FRANK S. THACKSTON, JR.  
CHARLES S. TINDALL, III  
ANDREW N. ALEXANDER, III  
SUSAN N. O'NEAL, M.D., F.A.A.P.  
APRIL D. ROBERTSON  
HEATH S. DOUGLAS  
SAMUEL GEORGE MADDOX

127 SOUTH POPLAR  
P.O. Box 918  
GREENVILLE, MS 38702-0918  
(662) 378-2121  
FACSIMILE (662) 378-2183

September 24, 2018

OF COUNSEL:  
MARIAH S. ALEXANDER

WILLIAM T. WYNN  
1890-1959  
JEROME S. HAFTER  
1895-1969  
J. ALBERT LAKE  
1905-1997  
CHARLES S. TINDALL, JR.  
1912-2008  
EDWIN W. TINDALL  
1949-2014

SENDER'S EMAIL:  
[aalexander@ltindall.com](mailto:aalexander@ltindall.com)

**VIA FACSIMILE & U.S.P.S.**

601-359-5025

Honorable Jim Hood  
Attorney General of  
The State of Mississippi  
P. O. Box 220  
Jackson, MS 39205-0220

RE: Official Opinion Request – Applicability of City's Debt Limitation pursuant  
to Miss. Code Ann. § 21-33-303

**EXPEDITED OPINION REQUESTED**

Dear Attorney General Hood:

On behalf of the City of Greenville, Mississippi, a municipal corporation of the State of Mississippi ("the City"), request is hereby made for an opinion of the Attorney General concerning the matter outlined below.

**Background**

In the Spring of 2013, the City of Greenville was notified by the Atlanta Regional Office of the Environmental Protection Agency ("EPA") that it believed that the City's sanitary sewer collection system was in violation of Sections 301 and 402 of the Clean Water Act ("CWA").

The parties negotiated in good faith for several years and, ultimately, on April 6, 2016, a Partial Consent Decree was entered in the case styled *United States of America and the State of Mississippi vs. The City of Greenville, Mississippi*, Cause No.: 4:16-cv-00018, in the United States District Court for the Northern District of Mississippi, Greenville Division. The City has not admitted any liability in this matter. This Decree does not address all of the issues raised by the EPA, but was entered into in an attempt to address a majority of those issues. I should stress that this Opinion Request does not involve any of the issues addressed by the Partial Consent Decree; instead, it addresses only how the City may address internal financial issues that have arisen as the City has proceeded in satisfying its obligations under the Decree.



In brief, as the sanitary sewer evaluations required by the Decree have proceeded, they have indicated that the remedial measures required by the Decree will be substantially more expensive than initially expected. That fact, coupled with several unforeseen sewer problems – not addressed by the Decree, but urgently needed – have arisen. It now appears that these increased repair costs, when added to the previously anticipated expenses, will inevitably reach a level that will far exceed the City's "debt ceiling" under Miss. Code Ann. § 21-33-303, "*Limitations of Indebtedness*." That point will probably be recorded in the fourth quarter of F/Y 2019. Through this Opinion Request we seek guidance for the Mayor and City Council regarding Mississippi law in this area, as well as the potential liability of the city officials who must act in response to this situation. We also seek a definitive answer concerning whether, as a last resort, a municipality such as the City can seek relief in Federal Bankruptcy Court.

### The Issues

The pertinent portion of Miss. Code Ann. § 21-33-303 appears to be fairly straightforward:

"[I]n no case shall any municipality contract any indebtedness which, when added to all of the outstanding general obligation indebtedness, both bonded and floating, shall exceed...[t]wenty percent (20%) of the assessed value of all taxable property within such municipality according to the latest completed assessment for taxation...."

It now appears that, because of the events mentioned above, the performance of activities to be performed under the Partial Consent Decree, when added to the unforeseen expenses, will result in a debt level that would substantially exceed the permissible total debt allowed under Miss. Code Ann. § 21-33-303. We have been unable to locate any approved exception to the maximum amount of debt contained in that statute. Accordingly, the first Opinion that we request is:

- 1) May the City incur a higher percentage of total debt than twenty percent (20%) of the assessed value of all taxable property within the City according to the last completed assessment for taxation?

Miss. Code Ann. § 21-33-303 does not specify a penalty for its violation. However, it stands to reason that, if the answer to question one, above, is "no," yet a city governing body actually votes to act in such a way that causes the city to incur an impermissible amount of debt, that vote would be in violation of the statute. That fact is, understandably, extremely concerning to our public officials. This leads to our second question:

September 24, 2018

- 2) What legal liability/responsibility, if any, would face a Mayor or Councilmember who voted in the affirmative on a motion to borrow an amount which, when added to all of the city's outstanding general obligation indebtedness, both bonded and floating, exceeds twenty percent (20%) of the value of the assessed taxable property in the city?

I am, frankly, almost hesitant to raise the final question in this Opinion Request – the availability under Mississippi law of municipal bankruptcy protection. While I cannot imagine a factual situation in which this would actually become an issue, it could conceivably arise.

Municipal bankruptcies are controlled by Chapter 9 of the United States Bankruptcy Code. Specifically, under 33 U.S.C. § 109(c), under certain circumstances, municipalities can be eligible to file for Chapter 9 protection. However, in order for a municipality to be eligible for this relief, it must be "specifically authorized, in its capacity as a municipality or by name, to be a debtor under [Chapter 9] by state law, or by a governmental officer or organization empowered by state law to authorize such entity to be a debtor under [Chapter 9]. (11 U.S.C. § 109(c)(2)). We have been unable to identify any Mississippi "state law, governmental official or organization" that fits that description (although I suppose the "by name" language quoted above from 11 U.S.C. § 109(c)(2) could mean that local and private legislation specifically directed to Greenville, Mississippi by the Mississippi Legislature and signed by the Governor could constitute "specific authorization." We realize, of course, that your office does not opine in questions of Federal law. The question below, however, addresses only state law:

- 3) Under Mississippi law, is a municipality specifically authorized to be a "debtor" in a Chapter 9 bankruptcy filing?

We certainly appreciate your attention, and that of your office, in assisting us by providing responses to the three issues raised above. As always, if your office needs any further information or detail, they should contact me as quickly as possible so that I can provide the necessary information.

Thank you for your consideration in this matter.

Sincerely yours,



Andrew N. Alexander, III  
City Attorney



PAGE 4

September 24, 2018

Cc: Errick D. Simmons, Mayor (via email)

ANAll: slbp



**APPENDIX E**

**ATTORNEY GENERAL'S OFFICIAL OPINION  
DATED OCTOBER 5, 2018**

## APPENDIX E

### STATE OF MISSISSIPPI



**JIM HOOD  
ATTORNEY GENERAL**

**OPINIONS  
DIVISION**

October 5, 2018

Andrew N. Alexander, III  
City Attorney  
City of Greenville  
Post Office Box 918  
Greenville, MS 38702-0918

Re: Applicability of City's Debt Limitation pursuant to Miss. Code Ann. Section 21-33-303

Dear Mr. Alexander:

**OFFICIAL OPINION**

Attorney General Hood is in receipt of your request for an official opinion on behalf of the City of Greenville, and it has been assigned to me for research and reply.

### **Background**

Your request states, in part:

In the Spring of 2013, the City of Greenville was notified by the Atlanta Regional Office of the Environmental Protection Agency (EPA) that it believed that the City's sanitary sewer collection system was in violation of Sections 301 and 402 of the Clean Water Act (CWA).

The parties negotiated in good faith for several years and, ultimately, on April 6, 2016, a Partial Consent Decree was entered in the case styled *United States of America and the State of Mississippi vs. The City of Greenville, Mississippi*, Cause No.: 4:16-cv-00018, in the United States District Court for the Northern District of Mississippi, Greenville Division. The City has not admitted any liability in this matter. This Decree does not address all of the issues raised by the EPA, but was entered into in an attempt to address a majority of those issues. I should stress that this Opinion Request does not involve any of the issues addressed by the Partial Consent Decree; instead, it addresses only how the City may address internal financial issues that have arisen as the City has proceeded in satisfying its obligations under the Decree.

In brief, as the sanitary sewer evaluations required by the Decree have proceeded, they have indicated that the remedial measure required by the Decree will be substantially more expensive than initially expected. That fact, coupled with several unforeseen sewer problems – not addressed by the Decree, but urgently needed – have arisen. It now appears that these increased repair costs, when added to the previously anticipated expenses, will inevitably reach a level that will far exceed the City's "debt ceiling" under Miss. Code Ann. Section 21-33-303, "*Limitations of Indebtedness*." That point will probably be recorded in the fourth quarter of F/Y 2019. Through this Opinion Request we seek guidance for the Mayor and City Council regarding Mississippi law in this area, as well as the potential liability of the city officials who must act in response to this situation. We also seek a definitive answer concerning whether, as a last resort, a municipality such as the City can seek relief in Federal Bankruptcy Court.

### Questions Presented

**Question 1:** May the City incur a higher percentage of total debt than twenty percent (20%) of the assessed value of all taxable property within the City according to the last completed assessment for taxation?

In response, Miss. Code Ann. Section 21-33-303 states, in part:

No municipality shall hereafter issue bonds secured by a pledge of its full faith and credit for the purposes authorized by law in an amount which, when added to the then outstanding bonded indebtedness of such municipality, shall exceed either (a) fifteen percent (15%) of the assessed value of the taxable property within such municipality, according to the last completed assessment for taxation, or (b) ten percent (10%) of the assessment upon which taxes were levied for its fiscal year ending September 30, 1984, whichever is greater. In computing such indebtedness, there may be deducted all bonds or other evidences of indebtedness, heretofore or hereafter issued, for school, water, sewerage systems, gas, and light and power purposes and for the construction of special improvements primarily chargeable to the property benefited, or for the purpose of paying the municipality's proportion of any betterment program, a portion of which is primarily chargeable to the property benefited. **However, in no case shall any municipality contract any indebtedness which, when added to all of the outstanding general obligation indebtedness, both bonded and floating, shall exceed either (a) twenty percent (20%) of the assessed value of all taxable property within such municipality according to the last completed assessment for taxation or (b) fifteen percent (15%) of the assessment upon which taxes were levied for its fiscal year ending September 30, 1984, whichever is greater.**

\*\*\*

In accordance with the limits set forth in the statute, we are of the opinion that the City may not incur a higher percentage of total debt than twenty percent (20%) of the assessed value of all taxable property within the City.

**Question 2:** What legal liability/responsibility, if any, would face a Mayor or Council member who voted in the affirmative on a motion to borrow an amount which, when added to all of the City's outstanding general obligation indebtedness, both bonded and floating, exceeds twenty percent (20%) of the value of the assessed taxable property in the City?

In response, this office does not opine on matters of civil or criminal liability. For informational purposes only, we note that Miss. Code Ann. Section 25-1-45 reads:

If any county, county district, or municipal officer who has executed bond for the faithful performance of duty shall knowingly or wilfully fail, neglect, or refuse to perform any duty required of him by law or shall violate his official obligations in any respect, the president or, in the absence or disability or default of the president, the vice-president of the board of supervisors in case of a county or county district officer, and the mayor in case of a municipal officer, or any person interested in either case shall cause suit to be brought on the bond of such officer for the recovery of the damages that may have been sustained thereby.

Additionally, Miss. Code Ann. Section 97-11-37 provides:

If any person, being sheriff, clerk of any court, constable, assessor, or collector of taxes, or holding any county office whatever, or mayor, marshal, or constable, or any other officer of any city, town, or village, shall knowingly or wilfully fail, neglect, or refuse to perform any of the duties required of him by law, or shall fail or refuse to keep any record required to be kept by law, or shall secrete the same, or shall violate his duty in any respect, he shall, on conviction thereof, be fined not exceeding One Thousand Dollars (\$1,000.00), or be imprisoned in the county jail not exceeding six (6) months, or both.

**Question 3:** In order for a municipality to be eligible to file for Chapter 9 bankruptcy protection, it must be specifically authorized to be a debtor by state law or by a governmental officer or organization empowered by state law to authorize the municipality to be a debtor. 11 USC Section 109(c)(2). We have been unable to identify any Mississippi law to that effect. Under Mississippi law, is a municipality specifically authorized to be a "debtor" in a Chapter 9 bankruptcy filing?

In response, the City of Greenville is not authorized to be a Chapter 9 debtor under current state law. In researching your question, we identified local and private

Andrew N. Alexander, III  
October 5, 2018  
Page 4


legislation which authorized a community hospital to file for Chapter 9 relief. (S.B. 3186, Chap. 901, Local & Private Laws 2008 Regular Session). It appears that the City would need to seek similar authorization from the legislature in order to proceed with a Chapter 9 filing.

Please let us know if this office can be of further assistance.

Sincerely,

JIM HOOD, ATTORNEY GENERAL

By:



Elizabeth S. Bolin  
Special Assistant Attorney General

OFFICIAL OPINION



**APPENDIX F**

**MINUTES OF REGULAR CITY OF GREENVILLE COUNCIL MEETING  
FOR NOVEMBER 6, 2018**

## APPENDIX F

### MINUTES OF AN EXECUTIVE SESSION OF A REGULAR CITY COUNCIL MEETING OF THE CITY OF GREENVILLE, MISSISSIPPI

November 6, 2018

\*\*\*\*\*

There were present the following officers and members of Council:

Mayor: Errick D. Simmons

Council Members: Tasha Bailey, Al Brock, Lois Hawkins, Lurann Thomas, Carolyn Weathers and James Wilson, Sr.

Also Present: Andy Alexander, City Attorney  
Steve Osso, External Financial Consultant  
Amelia D. Wicks, City Clerk

\*\*\*\*\*

CLOSED SESSION

ORDER # 18-577

ORDER: DETERMINING TO ISSUE A ONE HUNDRED AND TWENTY (120) DAY TERMINATION NOTICE FOR CONVENIENCE TO CLEARWATER SOLUTIONS, LLC AS REQUIRED UNDER ARTICLE VII, "TERM, TERMINATION, AND DEFAULT" OF THE SERVICE AGREEMENT.

On motion by Councilman Wilson, seconded by Councilwoman Thomas with all members present voting AYE, except Councilman Brock and Councilwoman Weathers who voted NAY, Council issued a 120-day termination notice.

On motion by Councilwoman Thomas, seconded by Councilwoman Bailey with all members present voting AYE, Council entered Open Session.

\*\*\*\*\*

THE CITY COUNCIL OF  
GREENVILLE, MISSISSIPPI

/S/ Errick D. Simmons, Mayor

ATTEST:

/S/ Amelia D. Wicks, City Clerk

ATTESTED and CERTIFIED  
11/19/2018  
Date  
*Amelia D. Wicks*  
City Clerk

**APPENDIX G**  
**SUMMARY OF CY2018 SSOs**

## APPENDIX G

### Summary of CY2018 SSOs

Number	Date	Group No.	Time (hrs.)	Volume (Gallons)	Location/Address	Notes
1	1/4/2018	1	10.50	7750	1417 S. Theobald St.	Control malfunction due to power failure
2	1/12/2018	3	2.20	1500	1164 S. Colorado	I/I
3	1/12/2018	3	2.20	2500	1188 S. Colorado	I/I
4	1/12/2018	3	2.20	3500	1220 S. Colorado	I/I
5	1/12/2018	3	2.20	4500	1402 S. Colorado	I/I
6	1/12/2018	3	2.20	1000	1054 S. Colorado	I/I
7	1/12/2018	3	0.33	750	1417 S. Theobald St.	Control malfunction due to power failure
8	1/12/2018	1	2.10	1875	209 N. Raceway Rd.	I/I
9	2/9/2018	2	2.20	100	1029 S. Theobald St.	Pipe deterioration/failure
10	2/12/2018	2	1.33	50	1029 S. Theobald St.	Pipe deterioration/failure
11	2/12/2018	1	15.20	1050	851 N. Theobald St.	Hancock forcemain repair
12	2/12/2018	1	1.33	5000	130 N. Theobald St.	Pipe deterioration/failure
13	2/12/2018	1	3.20	350	630 Longwood Dr.	Forcemain leak at 130 N. Theobald
14	2/15/2018	3	1.00	4000	117 S. Theobald St.	Hancock forcemain leak/repair
15	2/15/2018	1	5.50	550	630 Longwood Dr.	Forcemain leak at 117 S. Theobald
16	2/15/2018	1	5.50	550	851 N. Theobald St.	Hancock forcemain repair at 117 S. Theobald
17	2/22/2018	1	5.00	4000	1398 N. Beauchamp Ext.	I/I
18	2/22/2018	1	16.00	1550	630 Longwood Dr.	I/I
19	2/22/2018	1	12.00	4000	851 N. Theobald St.	I/I
20	2/22/2018	1	7.75	2800	262 Wildwood Dr.	I/I
21	2/22/2018	1	4.50	4750	209 N. Raceway Rd.	I/I
22	2/25/2018	1	13.75	1800	262 Wildwood St.	I/I
23	2/26/2018	1	3.33	7500	110 N. Theobald St.	Pipe deterioration/Rainfall
24	3/1/2018	3	5.00	300	1221 S. Colorado	I/I
25	3/1/2018	3	5.00	300	1187 S. Colorado	I/I
26	3/1/2018	3	5.00	300	1161 S. Colorado	I/I
27	3/1/2018	3	5.00	300	1133 S. Colorado	I/I
28	3/1/2018	3	5.00	300	1103 S. Colorado	I/I
29	3/1/2018	3	2.00	100	Havana/S. Main Intersection	I/I
30	3/1/2018	2	4.00	480	803 E. Reed Rd.	I/I
31	3/1/2018	1	4.00	5100	1417 S. Theobald St.	I/I
32	3/1/2018	1	3.33	100	1976 McClain St.	I/I
33	3/1/2018	1	9.50	6400	1398 N. Beauchamp Ext.	I/I
34	3/1/2018	1	7.67	9000	209 N. Raceway Rd.	I/I
35	3/1/2018	1	8.00	4800	Sampson Rd. @ Townsend St.	I/I
36	3/1/2018	1	11.33	1380	851 N. Theobald St.	I/I
37	3/1/2018	1	9.50	5700	262 Wildwood Dr.	I/I
38	3/19/2018	1	1.33	3500	222 Provensa Rd.	Pipe deterioration in downstream segment/Rainfall
39	3/19/2018	2	1.00	12000	1186 Highland Plantation	Leak in forcemain/Pipe failure
40	4/14/2018	1	4.00	750	262 Wildwood Dr.	I/I
41	4/14/2018	1	2.00	100	851 N. Theobald St.	Power Outtage
42	4/14/2018	1	2.00	150	630 Longwood Dr.	Power Outtage
43	4/14/2018	3	6.00	1500	Boliver St./Mississippi St. Intersection	I/I
44	4/14/2018	1	2.00	500	301 Primrose	I/I
45	4/14/2018	3	12.00	15000	1719 George Abraham Rd.	I/I
46	4/17/2018	1	2.00	1000	851 N. Theobald St.	Forcemain pipe failure/repair
47	4/17/2018	1	2.00	450	630 Longwood Dr.	Forcemain pipe failure/repair
48	5/3/2018	2	24.00	3000	2870 Champion Drive	Mainline failure/repair
49	5/5/2018	1	7.50	3750	941 N. Broadway St.	I/I
50	5/7/2018	3	3.00	300	1462 S. Colorado St.	Lift Station
51	5/14/2018	1	2.50	5500	232 Provensa Rd.	Pipe Deterioration in downstream segment/Mainline Failure
52	5/15/2018	3	2.50	500	338 W. Percy Street	WWTP Shutdown due to Entergy MS Substation Explosion
53	5/29/2018	2	0.25	50	1221 Lourdes St.	Lateral Blockage
54	6/7/2018	1	2.50	7500	232 Provensa Rd.	Bypass hose run over by truck & ruptured
55	6/7/2018	2	2.75	1000	2870 Champion Drive	Mainline failure
Number	Date	Group No.	Time (hrs.)	Volume (Gallons)	Location/Address	Notes

## APPENDIX G

56	6/7/2018	1	1.25	150	525 N. Delta St.	Lateral Blockage
57	6/13/2018	2	4.00	1800	2870 Champion Drive	Mainline Failure
58	6/14/2018	1	3.00	5500	232 Provensa Rd.	Bypass hose run over by truck & ruptured
59	8/8/2018	2	0.50	150	Briarwood/Anne Stokes Intersection	Bypass hose jumped out of manhole
60	8/9/2018	2	7.00	15000	112 Producers Dr.	Motor protection equipment
61	8/19/2018	3	2.00	500	729 E. Reed Road	I/I
62	8/19/2018	1	2.00	1500	838 N. Theobald St.	I/I
63	8/19/2018	1	2.00	100	851 N. Theobald St.	I/I
64	8/19/2018	1	2.00	500	630 Longwood Dr.	I/I
65	8/20/2018	1	5.00	2500	630 Longwood Dr.	I/I
66	8/20/2018	1	5.00	1000	851 N. Theobald St.	I/I
67	8/20/2018	1	5.00	500	838 N. Theobald St.	I/I
68	8/20/2018	1	4.00	2000	1398 N. Beauchamp Ext.	I/I
69	11/1/2018	3	5.00	25000	245 S. Theobald St.	Forcemain leak/repair
70	11/1/2018	1	10.00	2000	237 N. Raceway Rd.	Downstream lift station malfunction/Reset controls
71	11/1/2018	3	10.00	1000	326 S. Raceway Road	Downstream lift station malfunction/Reset controls
72	11/1/2018	2	2.00	1000	Highland Plantation Rd.	Forcemain leak
73	11/2/2018	1	1.50	200	851 N. Theobald St.	Forcemain repair
74	11/2/2018	1	1.50	100	630 Longwood Dr.	Forcemain repair
75	11/12/2018	1	0.50	50000	1417 S. Theobald St.	Pump motor shored out/Faulting motor control center
76	11/14/2018	2	17.00	1000	641 Polluck St.	Forcemain leak/repair
77	11/15/2018	1	2.50	300	851 N. Theobald St.	Forcemain repair
78	12/14/2018	1	2.50	100	237 N. Raceway Rd.	I/I
79	12/14/2018	1	2.50	3000	PS23, N. Raceway Rd.	I/I
80	12/14/2018	1	1.50	1000	PS29, S. Colorado St.	I/I
81	12/14/2018	1	2.75	250	262 Wildwood Dr.	I/I
82	12/14/2018	1	1.50	5250	PS28, S. Colorado St.	I/I
83	12/27/2018	1	5.75	1500	262 Wildwood Dr.	I/I
84	12/27/2018	1	5.50	400	851 N. Theobald St.	Forcemain repair
85	12/27/2018	1	54.00	90000	Washington Ave./Theobald St. Intersection	Pipe deterioration/Forcemain repair
86	12/30/2018	1	1.50	100	630 Longwood Dr.	I/I
87	12/30/2018	1	1.50	100	851 N. Theobald St.	I/I